




# SUMMER READING CHALLENGE KIT



**Printable Reading Challenge Kit  
for Summer or Anytime of the Year**



# SUMMER READING CHALLENGE KIT

## TABLE OF CONTENTS

Introduction .....	Pg. 3
We Love Books .....	Pg. 4-5
<b>Summer Reading Giveaway!</b>	
Giveaway Instructions .....	Pg. 6
“Inch by Inch” Book Tracker .....	Pg. 7-10
“Scoop by Scoop” Book Tracker .....	Pg. 11-14
#sonlightstack Book Tracker .....	Pg. 15-16
<b>Summer Reading Challenge Resources</b>	
Bookmarks .....	Pg. 17-18
Award Medallions .....	Pg. 19
Tournament of Books .....	Pg. 20
Book Vs. Movie .....	Pg. 21
Reading Punch Cards .....	Pg. 22
We Love Books Bingo .....	Pg. 23
My Book Report.....	Pg. 24
Book Plates .....	Pg. 25
Reader’s Response Journal .....	Pg. 26-28
Summer Reading Goals .....	Pg. 29-33
Genre Tracker .....	Pg. 34
Certificate of Completion .....	Pg. 35

# THERE'S NO QUESTION... at Sonlight, we love books.

*And we read all summer long, too!*

Make reading more fun this summer! This Summer Reading Challenge Kit is filled with reading activities that will keep your child engaged with books all summer long.

Sure, you can give your kids a stack of books and send them off to their favorite reading spot, but why not challenge them with a toolkit filled with creative ideas designed to motivate kids to read *all summer long*?

Reading prevents the summer slide — the loss of academic gains that many children experience when they are out of school. When you combine these printables and activities with great books, suddenly reading isn't a chore! It's a pleasure to be savored and a vehicle for cherished family memories.

**Begin by setting summer reading goals for your family.** Make sure to get the kids involved! Your plans can be to read a certain number of books or read for a certain length of time each day/week. But don't stop there! Your goals can also include activities like the ones outlined on pages 4 and 5.

So find a comfy spot on the couch or hang up a hammock at the park, and get started on your summer reading challenge today!



**BONUS:**  
Every participant in the  
Summer Reading Challenge  
will receive a FREE Sonlight  
T-shirt and a chance to win  
a \$50 coupon!

# WE LOVE BOOKS!

Pick and choose from these suggestions to expand your summer reading into a full-fledged at-home camp or family book club. We'd love to see what you do this summer! Use #sonlightstories to share all your literary adventures!

1. Visit your local library! Before you go, create cards of appreciation for the librarians. And if anyone in your family doesn't already have a library card, summer is a great time to sign up!
2. Decorate and personalize plain canvas tote bags that can be used to carry your library hauls back and forth.
3. Organize your home library. Assemble bookshelves in each child's room for storing their own personal collection. Using the templates provided, color and cut out bookplates to affix inside the cover of each child's books.
4. Hold a book awards ceremony. Cut out the book awards included in this kit. Use the blank template to make your own categories if you like. Then discuss which book should receive each award. You can be as elaborate as you'd like with your ceremony!
5. Hold a tournament of books! Let each person in the family choose favorite titles. Then using the templates provided, fill out the charts and vote on your top picks.
6. Make bookmarks using the templates provided. Store them in a jar or basket close to your book collections. Teach your children how to properly care for, store, and repair books.
7. Give each child a small book budget to spend on books at [sonlight.com](https://www.sonlight.com). Or, as a variation, have siblings choose books for each other instead of for themselves.
8. Build a reading fort. Equip it with a stack of books, a flashlight, and a snack. Then enjoy reading in your hideaway.
9. For family movie night, watch movies based on books that you've read. Suggested book/movie combos: *Charlotte's Web*, *A Wrinkle in Time*, *Dr. Doolittle*, *Mr. Popper's Penguins*, *The Sign of the Beaver*, *Because of Winn Dixie*, *Babe*, *Winnie the Pooh*. If desired, dress up as your favorite characters and make themed snacks to match the book.



Then discuss how the book was different from the movie with these questions:

- What if anything did you like better about the book?
- What if anything did you like better about the movie?
- How was the casting? Did characters look and act as you expected?
- What was in the book that you wish had been included in the movie?
- Did watching the movie affect how you viewed the story? If so, how?

Use the Venn Diagram printable to record your comparisons if desired.

10. Let your children record their own audio books by reading picture books aloud.
11. Help your kids experience new genres by including a variety of books in your summer reading line-up: poetry, non-fiction, science fiction, historical fiction, fantasy, biography, graphic novel, realistic fiction. Record the number of books from each genre on the Genre Graph included in the Kit and discuss which genres are your favorites. Be sure to mark the genres on your We Love Books! Bingo card.
12. Have a poetry tea party where everyone dresses up for tea and shares favorite poems.



## LOOKING FOR GREAT BOOKS TO ADD TO YOUR SUMMER READING ADVENTURE?

Check out these great summer readers:

- <https://www.sonlight.com/homeschool/subjects/just-great-books/summer>

And don't miss these mega lists of great books:

- <https://blog.sonlight.com/summer-reading-list-for-elementary.html>
- <https://blog.sonlight.com/summer-reading-list-middle-schoolers.html>
- <https://blog.sonlight.com/high-school-summer-reading.html>



# JOIN THE SUMMER READING Giveaway!

Every child who participates in the Summer Reading Challenge will receive a free t-shirt and a chance to win a coupon for \$50 off any Sonlight purchase.

**Ready to join the fun? It's as easy as 1, 2, 3!**

**1**

Print one of the Book Trackers found on pages 7-16 of the Summer Reading Challenge Kit.

**2**

Use your Book Tracker to keep a record of all the books your child reads this summer!


**3**


Take a photo of your child's completed Book Tracker and email the photo to us at [submissions@sonlight.com](mailto:submissions@sonlight.com) by August 31, 2024. If entering for multiple children, please send a separate email for each child's entry.

After we receive your children's entries, we will email you a coupon code for a free Sonlight t-shirt for each child who participated in the Summer Reading Challenge.

**But that's not all! You could win \$50!**

On September 2, 2024, three winners will be randomly selected from all submitted entries. Each winner will receive a coupon for \$50 off any Sonlight purchase.






# Expand Your Mind, Inch by Inch

#sonlightreadingchallenge

**INSTRUCTIONS:** Read a book, create a caterpillar segment. Add a book title to each segment and create the longest reading caterpillar you can!


Share your progress throughout the summer by using #sonlightstories and #sonlightreadingchallenge on social media. At the end of the summer, submit a photo of your completed caterpillar to claim your free Sonlight t-shirt and for a chance to win a \$50 coupon. (See complete instructions on page 6.)



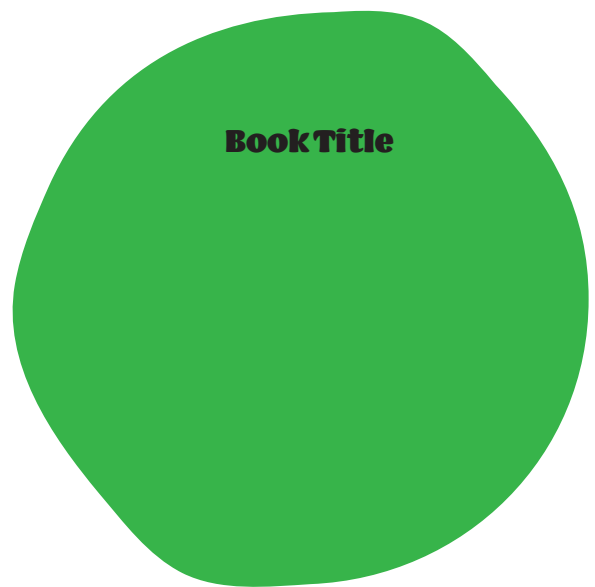
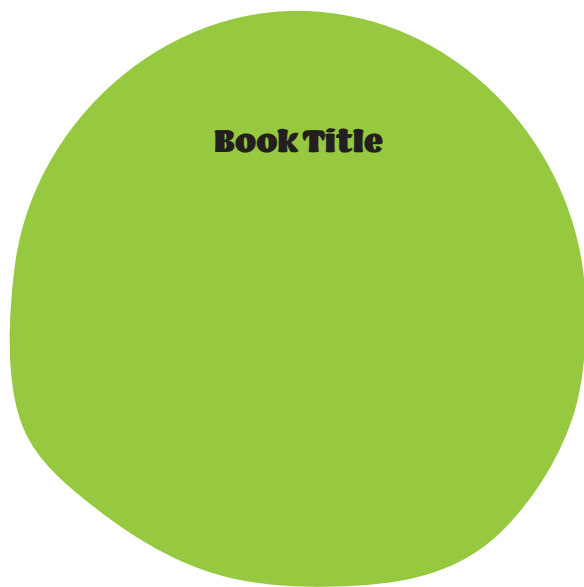
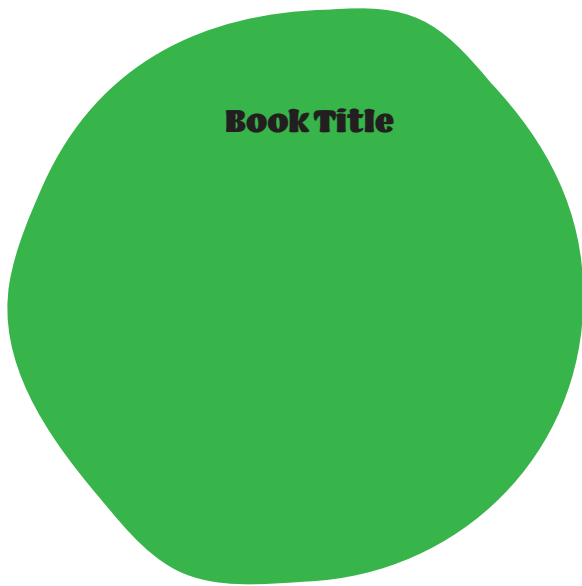
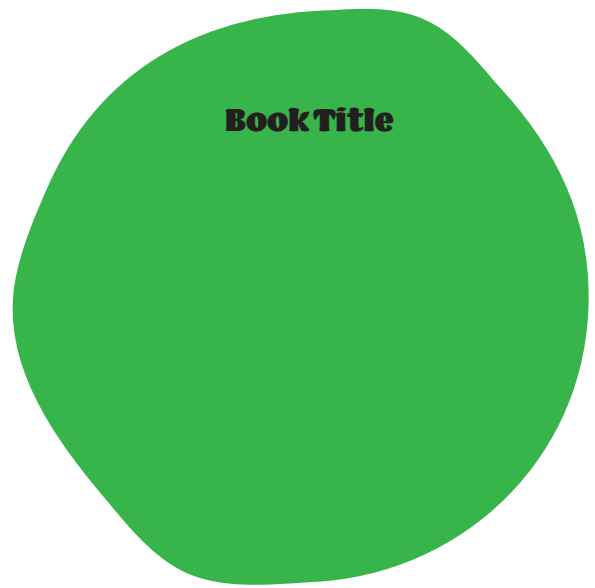
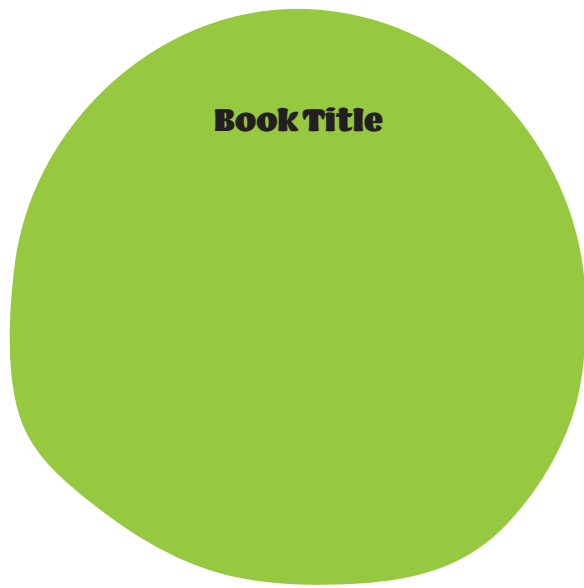










GET STARTED: Print and cut the full-color or black and white version of the caterpillar head (page 8) and body segments (page 9-10), then let the reading begin.








GROW YOUR CATERPILLAR: For each book you read, add one book title to a body segment. Add the segments to your caterpillar and watch it grow—book by book!






# Expand Your Mind, Scoop by Scoop

#sonlightreadingchallenge

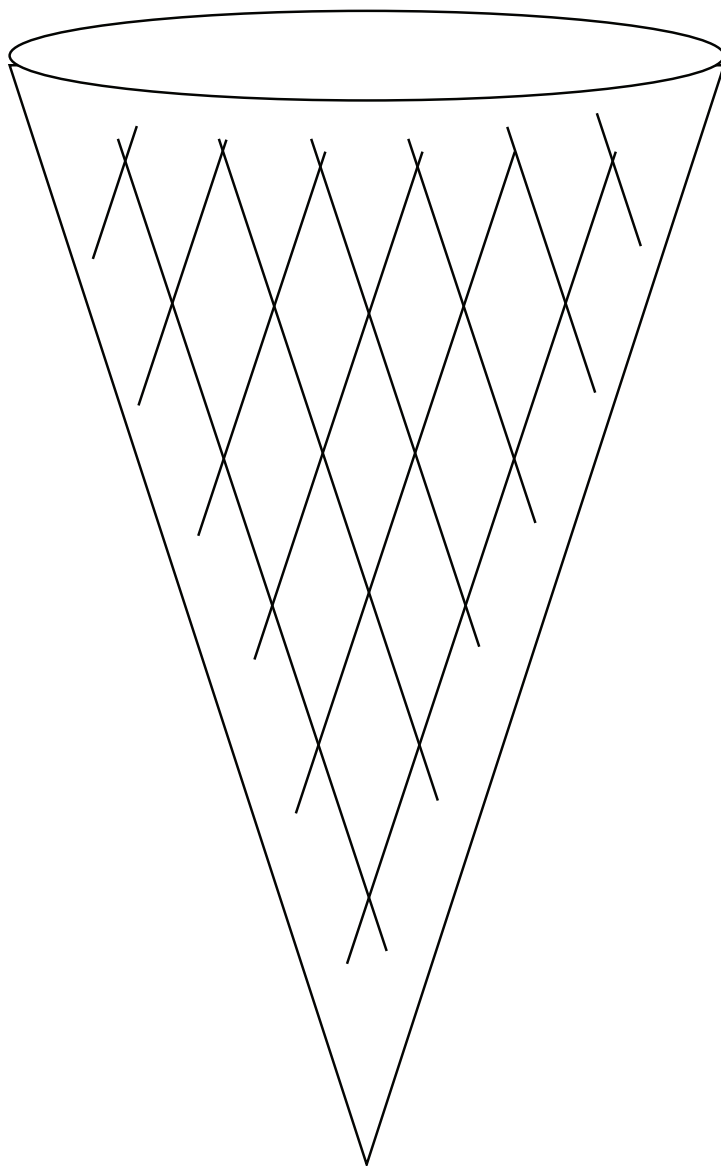
**INSTRUCTIONS:** Read a book, add a scoop of ice cream. Add the book title to each scoop and create the largest ice cream cone, scoop by scoop.






Share your progress throughout the summer by using #sonlightstories and #sonlightreadingchallenge on social media. At the end of the summer, submit a photo of your completed ice cream cone to claim your free Sonlight t-shirt and for a chance to win a \$50 coupon. (See complete instructions on page 6.)











**GET STARTED:** Print and cut the full-color or black and white version of the cone (page 12) and scoops of ice cream (page 13-14), then let the reading begin.

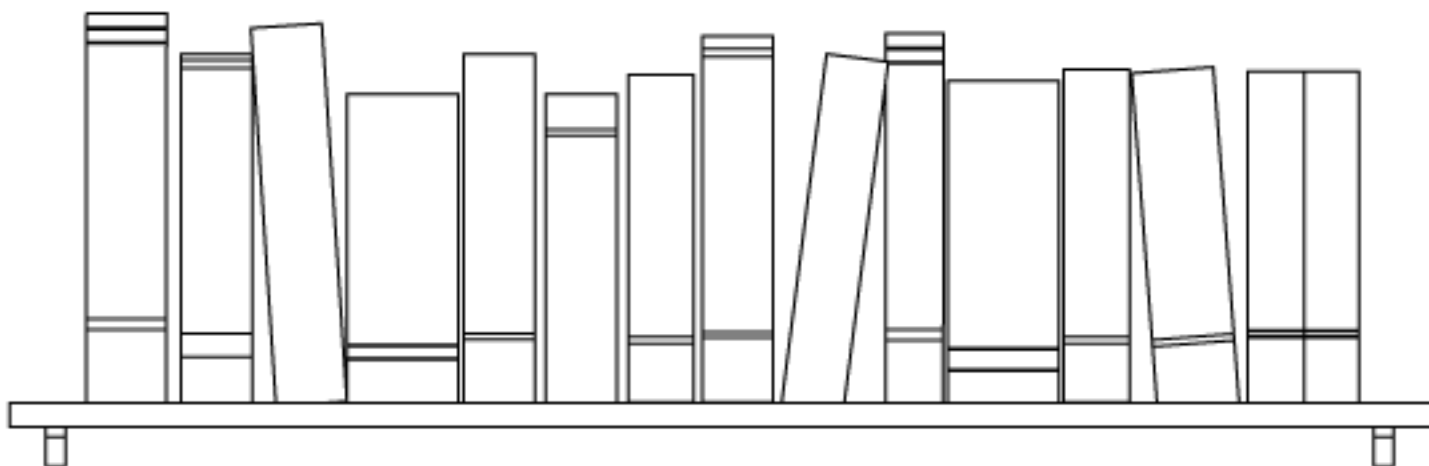
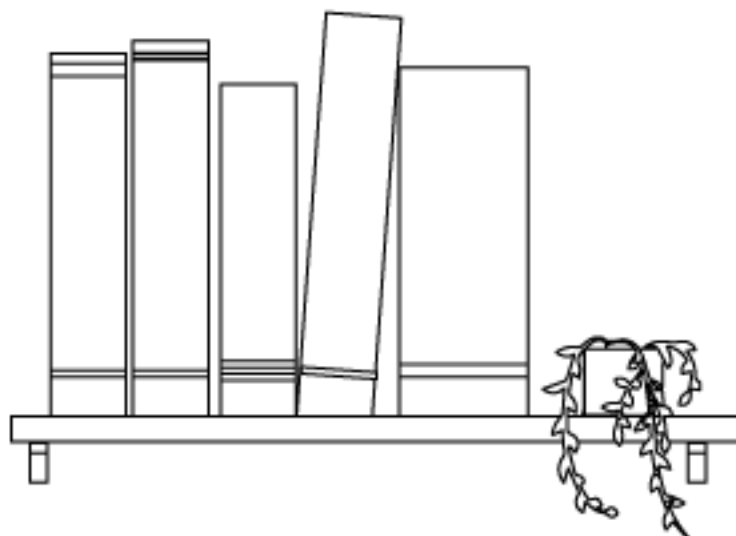

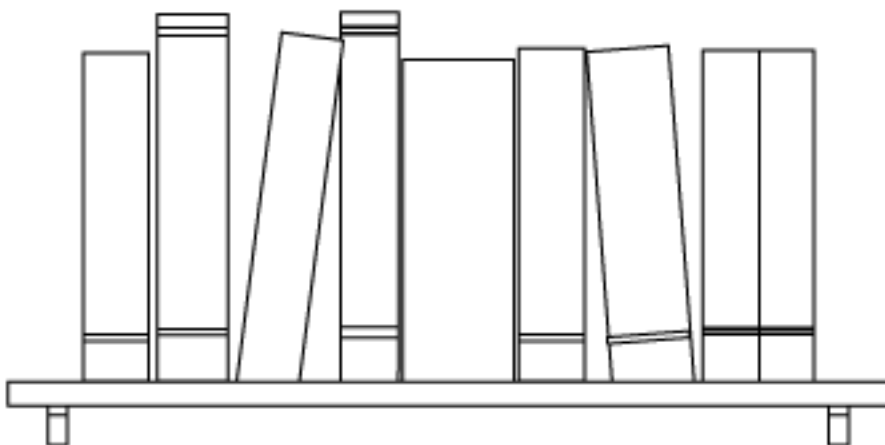







# #sonlightstack

INSTRUCTIONS: Read a book and add it to the Sonlight bookshelf tracker.







## PRINT A POSTER-SIZED SUMMER READING CHART

Follow the instructions below to print Sonlight's Summer Reading Chart in a larger format so you can hang it on the wall!

1. Click this link to download a single, larger Summer Reading Chart:  
<https://cdn1.sonlight.com/pdfs/sonlight-sr-poster-24x36.pdf>
2. Visit any online print supplier (i.e. Staples, FedEx) and choose the Blueprint or Engineering Print service.

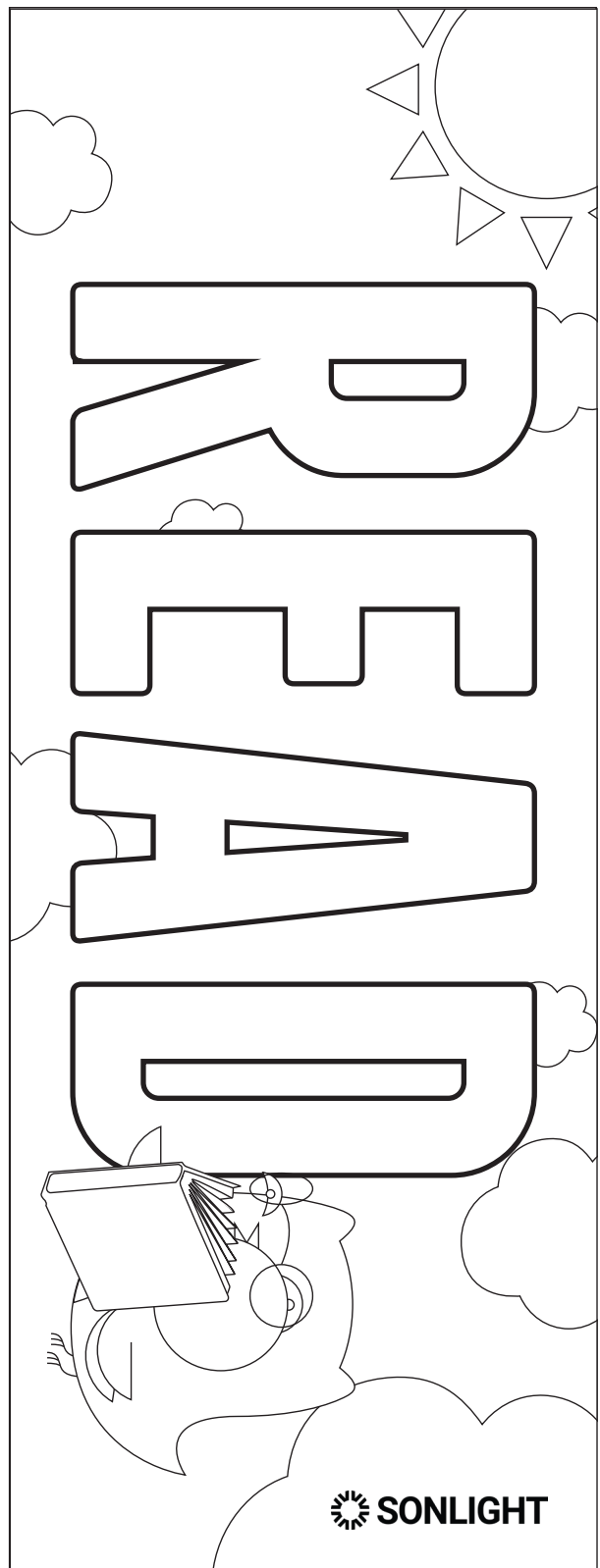

### EXAMPLE

1. Visit the Staples Document Printing website at  
<https://www.staples.com/services/printing/copies-documents-printing/>.
2. At the bottom of the page, select the "Blueprints" option for a 24x36 size poster.
3. Upload the larger format PDF: <https://cdn1.sonlight.com/pdfs/sonlight-sr-poster-24x36.pdf>
4. Choose the Black & White Ink option
5. Choose your delivery option and complete the checkout process


# BOOKMARK

INSTRUCTIONS: Cut out (and laminate so they last longer) the bookmarks on this page and the next. Or get out the crayons and markers and color your own!





**INSTRUCTIONS:** Tape ribbons (or strips of fabric/paper) to the back of the medallions to make award ribbons. Once you've made your awards, tape them to the winning books. Or print book covers and create a poster board of your winners, attaching the award winners to each title.



# TOURNAMENT OF

*Books*



LIST ALL OF YOUR FAVORITE BOOKS AND  
NARROW THEM DOWN TO YOUR FAVORITE!



# BOOK VS. MOVIE



**INSTRUCTIONS:** Read a book, and then watch the movie version. Compare both versions using the diagram. In the center, where the circles overlap, write the ways they are the same. On the movie side, write the traits that apply only to the movie. Do the same for the book side, including the unique traits that apply only to the book.



READING PUNCH CARDS

INSTRUCTIONS: Use a hole punch to record the amount of time or number of books your children read. Once the punch card is completed, reward them! BONUS: Use the punch cards as a bookmark.

SUMMER  
READS

SUMMER  
READS

1

2

3

4

5

6

7

8

9

10


11

12


13

14

15

 SONLIGHT





# *We Love Books!* **BINGO CARD**

READ POETRY	READ A GRAPHIC NOVEL	READ OUTSIDE	WATCH A MOVIE MADE FROM A BOOK	BUY A NEW BOOK
READ SCIENCE FICTION OR FANTASY	READ HISTORICAL FICTION	READ IN/ON ANY FORM OF TRANSPORTATION	READ TWO BOOKS BY THE SAME AUTHOR	GET OR USE A LIBRARY CARD
READ A BIOGRAPHY	READ IN A FORT OR TENT	<b>FREE SPACE</b>	REREAD A BOOK YOU LOVE	READ A BOOK WITH AN UGLY COVER
READ NON-FICTION	READ IN BED	LISTEN TO SOMEONE READ ALOUD	ORGANIZE YOUR BOOKSHELF	READ A BOOK PUBLISHED BEFORE 1980
READ A BOOK PUBLISHED AFTER 2000	READ ALOUD TO SOMEONE ELSE	READ A GRAPHIC NOVEL	READ A BOOK ABOUT ANIMALS	READ A BOOK THAT MAKES YOU LAUGH

# My Book Report

**DATE:**

**BOOK TITLE:**

**AUTHOR:**

**I GIVE THIS BOOK:**



## MAIN CHARACTER

MY FAVORITE CHARACTER WAS:

FOUR WORDS TO DESCRIBE THE CHARACTER

1.

2.

3.

4.

## SETTING

PLACE WHERE THE STORY HAPPENS:

FOUR WORDS TO DESCRIBE THE SETTING

1.

2.

3.

4.

**MY FAVORITE PART OF THE STORY:**

---

---

---

---

---

---

---

**DRAW IT HERE**




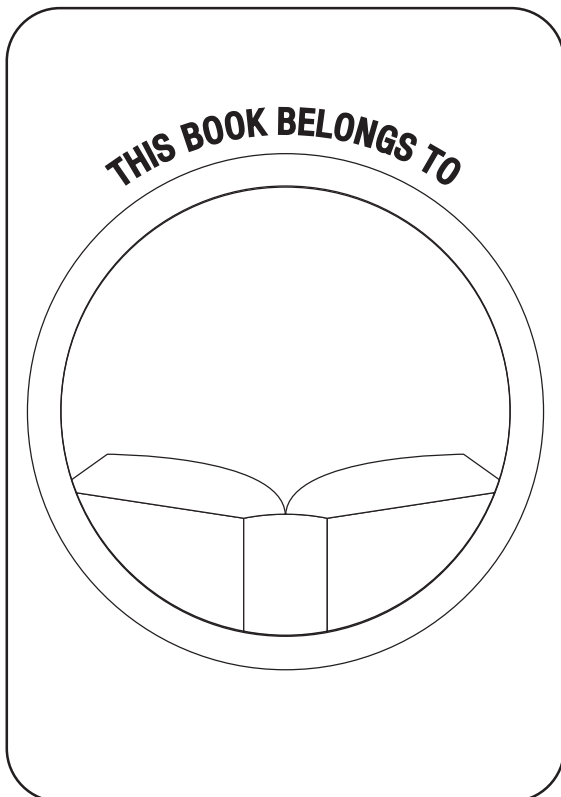

**Would you reread this book?**

**YES**

**NO**

# BOOKPLATE


**INSTRUCTIONS:** *Print these book plates on sticker paper or on plain card stock and paste or tape them in the front of your books.*



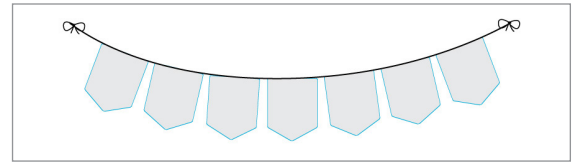


**INSTRUCTIONS:** *Get your children writing about what they read. Use this journal as a place to respond to the books they've read. Rate the book, record the plot, remember vocabulary, ask questions, and more!*



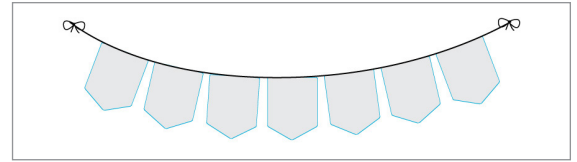


**INSTRUCTIONS:** Use these banner templates to record your goals (and mark accomplishments!) and make them visible throughout your summer.



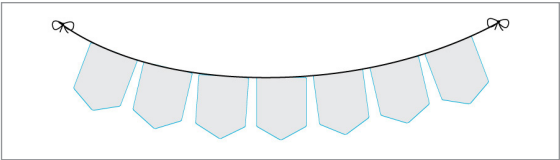


**INSTRUCTIONS:** Use these banner templates to record your goals (and mark accomplishments!) and make them visible throughout your summer.



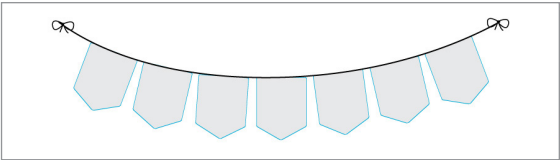
**THIS SUMMER I WILL**

**INSTRUCTIONS:** Use these banner templates to record your goals (and mark accomplishments!) and make them visible throughout your summer.



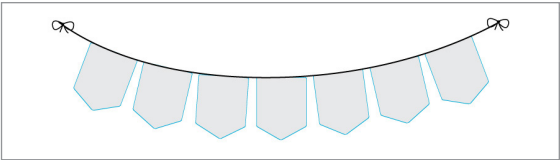
THIS SUMMER I WILL

**INSTRUCTIONS:** Use these banner templates to record your goals (and mark accomplishments!) and make them visible throughout your summer.



THIS SUMMER I WILL


**INSTRUCTIONS:** Use these banner templates to record your goals (and mark accomplishments!) and make them visible throughout your summer.



THIS SUMMER I WILL

# GENRE TRACKER

**INSTRUCTIONS:** Mark off how many books in each genre that you read this summer.

[illegible]

COMPLETION CERTIFICATE



YEAR

NAME OF READER