



WE LOVE BOOKS

# SUMMER READING CHALLENGE KIT

BY SONLIGHT



**SONLIGHT**

PRINTABLE AT-HOME READING KIT  
FOR SUMMER OR ANYTIME OF THE YEAR

# THERE'S NO QUESTION... AT SONLIGHT, WE LOVE BOOKS. AND WE READ ALL SUMMER LONG, TOO!

This year we've decided to make your summer reading a little more fun with this printable Summer Reading Kit. It's filled with reading activities that'll keep your child engaged with books all summer long.

Sure, you can simply give your kids a stack of books and send them off to their reading spot. But why not challenge them with a *toolkit* full of creative ways to read and track their progress?

**BONUS:** This toolkit will motivate your kids to *want to read* all summer long. And **reading prevents summer slide**—the loss of academic gains that happens to many children when they are out of school.

When you combine these printables and suggested activities with great books, suddenly reading isn't a chore or an assignment. It's a pleasure to savor and a vehicle for cherished family memories.

**Begin by setting summer reading goals for your family.** Make sure to get the kids involved! Your plans can be to read a certain number of books or read for a certain length of time each day/week. But don't stop there! Your goals can also include *activities* such as the ones outlined on page 3.

So find a comfy spot on the couch or hang up a hammock at the park, and get started on your summer reading challenge today!

COPYRIGHT © 2020 BY SONLIGHT CURRICULUM, LTD.

# WE LOVE BOOKS!

Pick and choose from these suggestions to expand your summer reading into a full-fledged at-home camp or family book club. We'd love to see what you do this summer! Use #sonlightstories to share your explorations with books!

1. **Visit your local library!** Before you go, create cards of appreciation for the librarians. And if anyone in your family doesn't already have a library card, summer is a great time to sign up!
2. Decorate and personalize plain canvas tote bags that can be used to carry your library hauls back and forth.
3. Organize your home library. Assemble bookshelves in each child's room for storing their own personal collection. Using the templates provided, color and cut out bookplates to affix inside the covers of each child's books.
4. Hold a book awards ceremony. Cut out the book awards included in this kit. Use the blank template to make your own categories if you like. Then discuss which book should receive each award. You can be as elaborate as you'd like with your ceremony!
5. Hold a tournament of books! Let each person in the family choose favorite titles. Then using the templates provided, fill out the charts and vote on your top picks.
6. Make bookmarks using the templates provided. Store them in a jar or basket close to your book collections. Teach your children how to properly care for, store, and repair books.
7. Give each child a small book budget to spend on books at sonlight.com. Or, as a variation, have siblings choose books for each other instead of for themselves.
8. Build a reading fort. Equip it with a stack of books, a flashlight, and a snack. Then enjoy reading in your hideaway.
9. For family movie night, watch movies based on books that you've read. Suggested book/movie combos: *Charlotte's Web*, *A Wrinkle in Time*, *Dr. Doolittle*, *Mr. Popper's Penguins*, *The Sign of the Beaver*, *Because of Winn Dixie*, *Babe*, *Winnie the Pooh*. If desired, dress up as your favorite characters and make themed snacks to match the book.

Then discuss how the book was different from the movie with these questions:


- What if anything did you like better about the book?
- What if anything did you like better about the movie?
- How was the casting? Did characters look and act as you expected?
- What was in the book that you wish had been included in the movie?
- Did watching the movie affect how you viewed the story? If so, how?

Use the Venn Diagram printable to record your comparisons if desired.


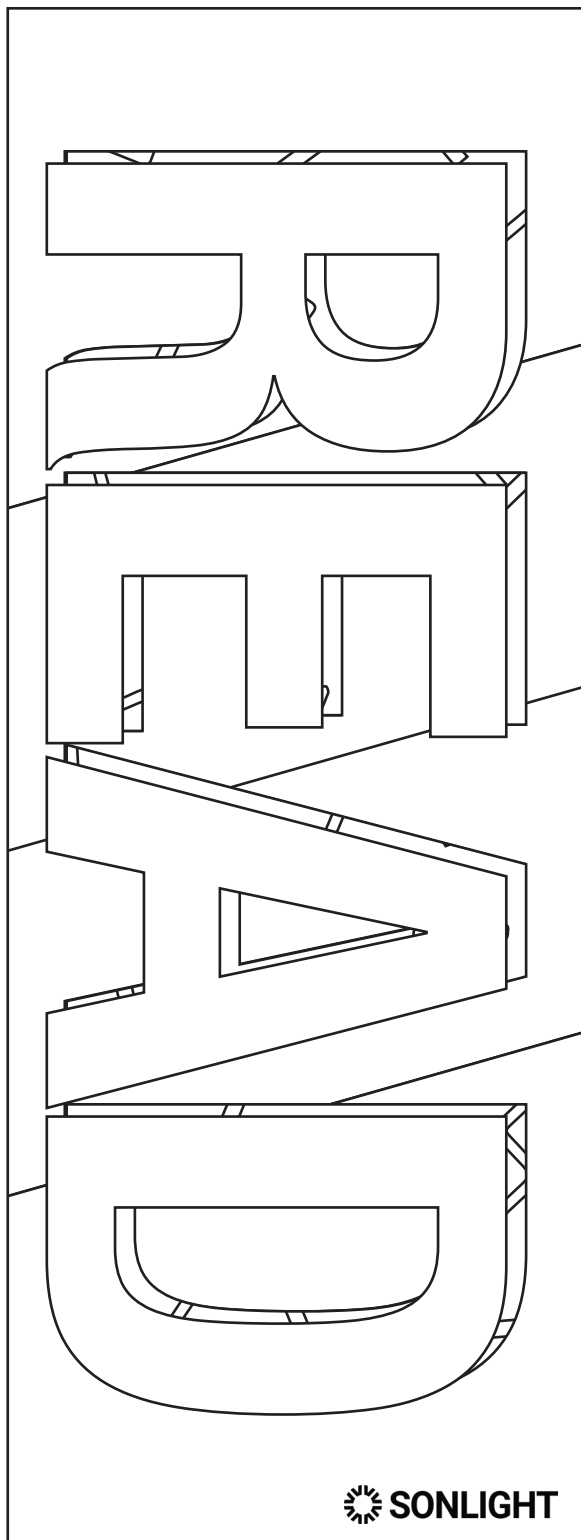
10. Let your children record their own audio books by reading picture books aloud.
11. Have a poetry tea party where everyone dresses up for tea and shares favorite poems.
12. Help your kids experience new genres by including a variety of books in your summer reading line-up: poetry, non-fiction, science fiction, historical fiction, fantasy, biography, graphic novel, realistic fiction. Record the number of books from each genre on the Genre Graph included in the Kit and discuss which genres are your favorites. Be sure to mark the genres on your We Love Books! Bingo card.

# BOOKMARK


**INSTRUCTIONS:** Cut out (and laminate so they last longer) the bookmarks on this page and the next. Or get out the crayons and markers and color your own!




# BOOKMARK



*INSTRUCTIONS: Tape ribbons (or strips of fabric/paper) to the back of the medallions to make award ribbons. Once you've made your awards, tape them to the winning books. Or print book covers and create a poster board of your winners, attaching the award winners to each title.*




# **TOURNAMENT OF** *Books*



*List all of your favorite books and narrow them down to your favorite!*








# BOOK *vs.* MOVIE



**INSTRUCTIONS:** Read a book, and then watch the movie version. Compare both versions using the diagram. In the center, where the circles overlap, write the ways they are both the same. On the movie side, write the traits that apply only to the movie. Do the same for the book side, including the unique traits that apply only to the book.





# READING LOG

**INSTRUCTIONS:** Record the books (or minutes) you have read this summer and celebrate your accomplishment! Be sure to rate how well you liked each book, too.

TITLE	AUTHOR	PAGES/ MINUTES	STARS
			☆☆☆☆☆
			☆☆☆☆☆
			☆☆☆☆☆
			☆☆☆☆☆
			☆☆☆☆☆
			☆☆☆☆☆
			☆☆☆☆☆
			☆☆☆☆☆
			☆☆☆☆☆
			☆☆☆☆☆
			☆☆☆☆☆
			☆☆☆☆☆
			☆☆☆☆☆
			☆☆☆☆☆
			☆☆☆☆☆
			☆☆☆☆☆
			☆☆☆☆☆
			☆☆☆☆☆
			☆☆☆☆☆
			☆☆☆☆☆
			☆☆☆☆☆
			☆☆☆☆☆

# READING PUNCH CARDS

INSTRUCTIONS: Use a hole punch to record the amount of time or number of books your children read. Once the punch card is completed, reward them! BONUS: Use the punch cards as a bookmark.



# READING CHART

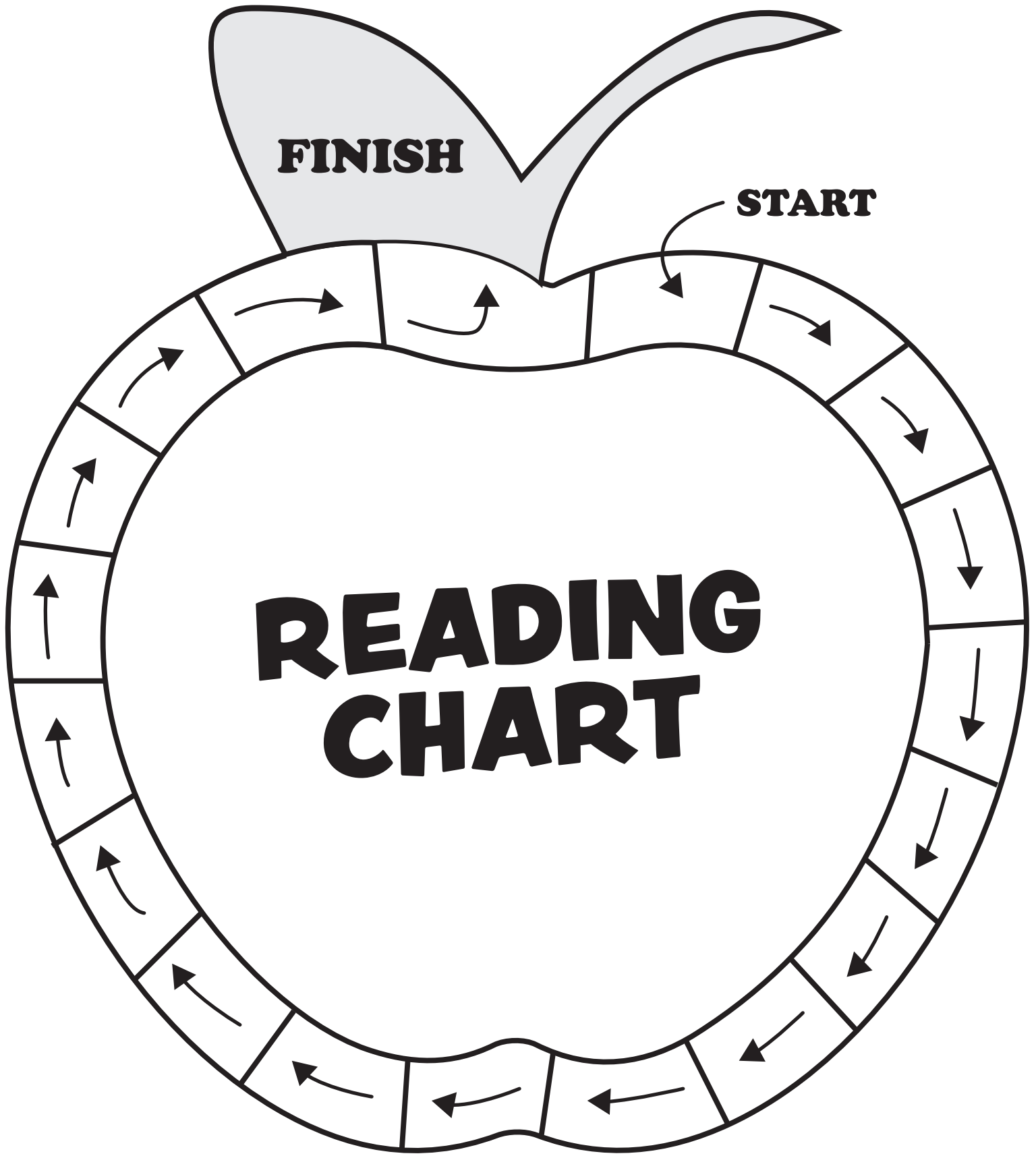
INSTRUCTIONS: Place a sticker or color each spot on the chart to record each book you've read.

**START**



	1	2	3	4
				5
14	13	12		6
15		11		7
16		10	9	8
17				
18	19	20		

**FINISH**



**INSTRUCTIONS:** Place a sticker or color each spot on the chart to record each book you've read. Or pin this chart to a bulletin board and use a push pin to mark your progress!

# We Love Books!


# BINGO CARD

READ POETRY	READ A GRAPHIC NOVEL	READ OUTSIDE	WATCH A MOVIE MADE FROM A BOOK	BUY A NEW BOOK
READ SCIENCE FICTION OR FANTASY	READ HISTORICAL FICTION	READ IN/ON ANY FORM OF TRANSPORTATION	READ TWO BOOKS BY THE SAME AUTHOR	GET OR USE A LIBRARY CARD
READ A BIOGRAPHY	READ IN A FORT OR TENT	<b>FREE SPACE</b>	REREAD A BOOK YOU LOVE	READ A BOOK WITH AN UGLY COVER
READ NON-FICTION	READ IN BED	LISTEN TO SOMEONE READ ALOUD	ORGANIZE YOUR BOOKSHELF	READ A BOOK PUBLISHED BEFORE 1980
READ A BOOK PUBLISHED AFTER 2000	READ ALOUD TO SOMEONE ELSE	READ A GRAPHIC NOVEL	READ A BOOK ABOUT ANIMALS	READ A BOOK THAT MAKES YOU LAUGH

# My Book Report

<b>DATE:</b>
<b>BOOK TITLE:</b>
<b>AUTHOR:</b>

**I GIVE THIS BOOK:**



## MAIN CHARACTER

MY FAVORITE CHARACTER WAS:

FOUR WORDS TO DESCRIBE THE CHARACTER

1.
2.
3.
4.

## SETTING

PLACE WHERE THE STORY HAPPENS:

FOUR WORDS TO DESCRIBE THE SETTING

1.
2.
3.
4.

**MY FAVORITE PART OF THE STORY:**

---

---

---

---

---

---

---

**DRAW IT HERE**







Would you reread this book?

**YES**

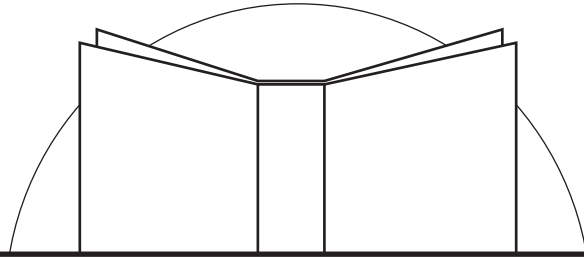
**NO**

# BOOKPLATE

**INSTRUCTIONS:** Print these book plates on sticker paper or on plain card stock and paste or tape them in the front of your books.



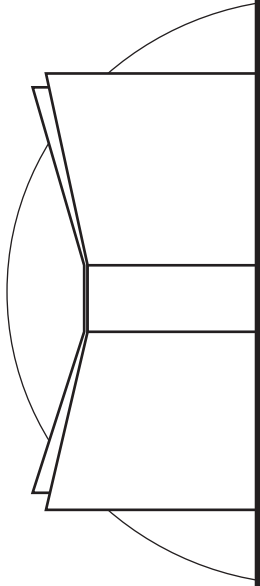




# READER'S RESPONSE

## JOURNAL

*INSTRUCTIONS: Get your children writing about what they read. Use this journal as a place to respond to the books they've read. Rate the book, record the plot, remember vocabulary, ask questions and more!*




# READER'S RESPONSE

JOURNAL

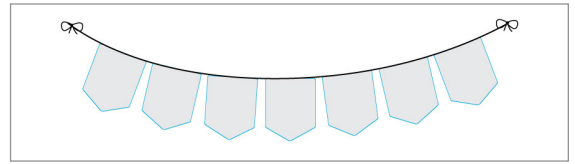
*This belongs to*

\_\_\_\_\_

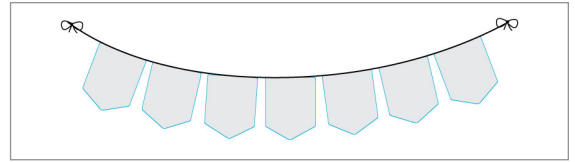
Handwriting practice area consisting of 15 horizontal lines. A dotted line is positioned at the top of this section, separating it from the title area.



**INSTRUCTIONS:** Use these banner templates to record your goals (and mark accomplishments!) and make them visible throughout your summer.



**INSTRUCTIONS:** Use these banner templates to record your goals (and mark accomplishments!) and make them visible throughout your summer.

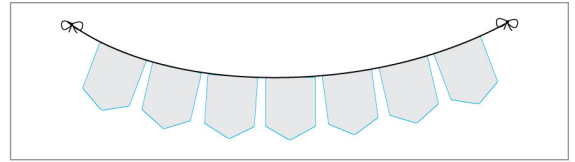


**THIS SUMMER I WILL**

---

A large, empty, shield-shaped area with a black outline, intended for writing goals. The top of the shield is a solid lime green color with the text "THIS SUMMER I WILL" in white, bold, uppercase letters. A thin purple horizontal line separates the green header from the white writing area below.

**INSTRUCTIONS:** Use these banner templates to record your goals (and mark accomplishments!) and make them visible throughout your summer.

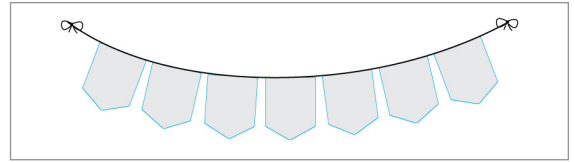


**THIS SUMMER I WILL**

---

A large, vertically oriented banner template. The top portion is a solid blue rectangle with rounded corners, containing the text "THIS SUMMER I WILL" in white, bold, uppercase letters. Below this blue section is a thin, horizontal purple line. The rest of the banner is a large white area with a black outline, featuring a pointed bottom edge. This area is intended for writing goals and accomplishments.

**INSTRUCTIONS:** Use these banner templates to record your goals (and mark accomplishments!) and make them visible throughout your summer.

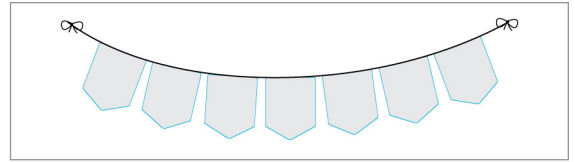


**THIS SUMMER I WILL**

---

A large, empty, shield-shaped area with a black outline, intended for writing summer goals. The top of the shield is a solid orange bar containing the text "THIS SUMMER I WILL". Below this bar is a thin purple horizontal line. The rest of the shield is white and empty.

**INSTRUCTIONS:** Use these banner templates to record your goals (and mark accomplishments!) and make them visible throughout your summer.



**THIS SUMMER I WILL**

---

A large, empty, shield-shaped area with a black outline, intended for writing summer goals. The top of the shield is a solid yellow bar containing the text "THIS SUMMER I WILL". Below this bar is a thin purple horizontal line. The rest of the shield is white and empty.



# GENRE TRACKER

INSTRUCTIONS: Mark off how many books in each genre that you read this summer.

POETRY																	
NON-FICTION																	
SCIENCE FICTION																	
HISTORICAL FICTION																	
FANTASY																	
BIOGRAPHY																	
GRAPHIC NOVEL																	
REALISTIC FICTION																	

COMPLETION CERTIFICATE

WE LOVE BOOKS

# SUMMER READING CHALLENGE

YOU DID IT! YOU LOVE BOOKS!

YEAR

NAME OF READER