

Back-to-school time! With a brand-new school year looming before you, no doubt you have lots of goals that you would like to see accomplished. Remember, you have 36 weeks to get everything done ... so don't burn yourself out early on by trying to do too much at the beginning of the year. It's better to start off slow and then add in extra activities and assignments as you get into a routine.

Celebrate the first day of school by printing out a sign for each child with his or her name, age,

and grade, along with "First Day of School" and the year. Take a picture of each one holding his or her sign as a keepsake.




Teaching Moments and Hands-On Activities

- Back-to-school printables - www.activityvillage.co.uk/back_to_school.htm
- *Leading Little Ones to God*
 - Music for Lesson 1: www.friendship.org/downloads/song_WhoMadeOcean.mid
 - Music for Lesson 2: <http://cyberhymnal.org/htm/m/y/mygodhow.htm>
- *Bible Reading*
 - Lesson 142 at <http://children.cccm.com/OTTableOfContents.pdf>
- *Memorization*
 - Psalm 1: <http://biblestoryhour.blogspot.com/2009/09/sing-psalm-of-joy-psalm-1.html>
 - Lesson 142 at <http://children.cccm.com/OTTableOfContents.pdf>
- *Usborne Book of Peoples of the World*
 - Check out one or two audio tapes or CDs for learning foreign languages at your local library for your children to hear how different languages sound.
- *Charlotte's Web*
 - Farm animal activities - www.enchantedlearning.com/themes/farmanimals.shtml
 - Farm animal activities - www.activityvillage.co.uk/farm_animals.htm
 - Pig theme activities - www.enchantedlearning.com/themes/pig.shtml
 - Spider theme activities - www.enchantedlearning.com/themes/spiders.shtml
 - More "pig" and *Charlotte's Web* theme ideas - www.fastq.com/~jbpratt/education/theme/animals/pigcharweb.html

Keep in mind that it takes some time to get back into the routine of doing school after a break. You will no doubt find yourself making adjustments to how you do things as you go along. Feel free to set some things aside for later, or add in supplemental activities that will enhance your children's learning.

One way to ease into a routine is to decide which subjects are most important to your family and start the year off with just 3 or 4 of them for the first week or two. Perhaps those would be the

Core subjects as well as Reading, Math and Language Arts. Next week, add in Science. Later, add in the Electives.



Teaching Moments and Hands-On Activities

- *Leading Little Ones to God*
 - Activities for Lesson 3, see Lesson 145 at <http://children.cccm.com/OTTableOfContents.pdf>
 - Music for Lesson 3: <http://cyberhymnal.org/hym/s/h/shdtgoog.htm>
 - Activities for Lesson 4, see Lesson 073 at <http://children.cccm.com/OTTableOfContents.pdf>
 - Activities for Lesson 4: <http://biblestoryhour.blogspot.com/2009/05/unit-1-lesson-13-samuel.html>
 - Music for Lesson 4: <http://cyberhymnal.org/hym/b/t/btmvison.htm>
- Bible Reading
 - Lessons 292 at <http://children.cccm.com/NTTableOfContents.pdf>
 - Paul/Saul: <http://biblestoryhour.blogspot.com/2009/05/unit-2-lesson-19-saulpaul.html>
- *Usborne Book of Peoples of the World*
 - Indian drink recipe, page 11
 - Wear a costume from another culture. Ideas for dressing up and face painting, pages 13 and 15.
 - Crafts from other cultures, pages 17 and 19
 - Printable cultural activities - www.rainbowkids.com/HTMLFiles.aspx?page=KidsActivities
- *Usborne Book of Houses and Homes*
 - Vegetable animals activity, page 5
- *Charlotte's Web*
 - Make arrangements to visit a farm or perhaps a 4-H fair in your area.
 - Crossword Puzzles - <http://www2.lhric.org/pocantico/charlotte/puzzles.htm>
 - Word Search - www.abcteach.com/ebwhite/wordsearch.htm
 - Book Report form - www.abcteach.com/ebwhite/bookreport.htm

Continued ...

Continued ...

- *Favorite Poems of Childhood*
 - "Mary's Lamb" - www.enchantedlearning.com/rhymes/Mary.shtml
 - "Mary's Lamb" - www.dltk-teach.com/rhymes/mary_had_a_little_lamb_dltk.htm
- *Mother Goose Rhymes*
 - Musical version of "A Week of Birthdays" - <http://www.kididdles.com/lyrics/m065.html>

How did your first two weeks go?

Remember you do not have to do everything listed in the Instructor's Guide. Sonlight has included many, many ideas to give you lots of flexibility, but you will quickly burn yourself out if you try to do everything listed. Read the books! Enjoy the discussions with your children! Then, if you still need something more, refer to your guide (or these tip sheets) for suggestions and ideas.

If you find yourself losing your voice when reading aloud for long periods, try a spritz of apple cider vinegar on your throat. It tastes a little strong, but it really does help!




Teaching Moments and Hands-On Activities

- *Leading Little Ones to God*
 - Music for Lesson 5: <http://cyberhymnal.org/htm/a/l/g/algyword.htm>
 - Music for Lesson 6: <http://cyberhymnal.org/htm/h/s/hsasmfca.htm>
- Bible Reading
 - Lessons 350 and 337 at <http://children.ccm.com/NTTableOfContents.pdf>
 - Lesson 089 at <http://children.ccm.com/OTTableOfContents.pdf>
 - Solomon - <http://biblestoryhour.blogspot.com/2009/05/unit-1-lesson-15-solomon.html>
- *Usborne Book of Peoples of the World*
 - Plan a special "ethnic" dinner this week to go along with one of the cultures you have been learning about. Plan a menu using your *Sonlight Cooks* book (Sonlight item #LB05). Or, just go out to your favorite ethnic restaurant.
 - Make a pinata following the directions on page 25 of your *Peoples of the World* book.
- *Missionary Stories with the Millers*
 - A good children's video is *The Gladys Aylward Story* in the Torchlighters series from Vision Video.
- *Charlotte's Web*
 - Online "hangman" game - www.quia.com/hm/22089.html
- *Homer Price*
 - Visit a doughnut shop and ask if you can watch how doughnuts are made.
- Mother Goose Rhymes
 - Rebus format - www.enchantedlearning.com/Oldkingcole.html
 - Audio - www.childclassics.com/mothergoose.html.

Got wiggly kids? Give them something quiet to do with their hands during read-aloud time. They might draw a picture or color, build with Legos, work on a jigsaw puzzle, or play quietly with a favorite toy. You may be surprised at how much they can comprehend when their hands are busy!

If any of the books that are scheduled in your Instructor's Guide this year seem too advanced for your children, please feel free to set those titles aside. Your Instructor's Guide is meant to be a "guide" not a "rule book." You may find that your children will enjoy a particular book more later. Make any adjustments to the schedule to best fit the needs of your family.



Teaching Moments and Hands-On Activities


- *Leading Little Ones to God*
 - Music for Lesson 7: <http://cyberhymnal.org/htm/w/a/b/wab1tgod.htm>
 - Music for Lesson 8: <http://cyberhymnal.org/htm/n/o/nonelike.htm>
- Bible Reading
 - Lesson 360 at <http://children.cccm.com/NTTableOfContents.pdf>
 - John and the Revelation - <http://biblestoryhour.blogspot.com/2009/05/unit-2-lesson-20-john-and-revelations>
- *Missionary Stories with the Millers*
 - Coloring and fact sheet about David Livingstone - <http://cybersleuth-kids.com/explorers/explorers48.htm>
- *Archaeologists Dig for Clues*
 - Visit a museum that has an archaeology display.
 - Plan an archaeological dig using a small child's wading pool filled with sand, or a sandbox. Hide objects (small toys or utensils) in the sand and let the children dig in the sand with spoons until they find the "artifacts."
 - Find out how hard it is to reconstruct pottery at an archaeological site. Assemble five or six old clay flower pots and decorate them on the outside with either magic marker or paint. Try to make each design distinctive. Now, place all the pots into a large paper bag and close the top. With a hammer, gently bang on the pots inside the bag until they are all broken into pieces. Next, shake the bag several times and dump out half the pieces. Using white glue, try to reassemble as many of the original pots as you can. (Idea from www.newtonsapple.tv.)
 - Free PowerPoint presentations about archaeology - <http://ancienthistory.pppst.com/archaeology.html>

Continued ...

Continued ...

- *Usborne Book of Houses and Homes*
 - Notice and talk about different types of homes when you are out running errands this week.
 - Make a "Homes" scrapbook by going through old magazines and cutting out pictures of homes.
 - Make a doll house - <http://eclectichomeschool.org/articles/article.asp?articleid=93&deptid=12&resourceid=133>.
 - If you have a tent, and the weather allows, put up the tent in the back yard and "live" in it one day.
- Mother Goose Rhymes
 - Rebus format - www.enchantedlearning.com/Jackshouse.html.

For simple record-keeping, jot down the date you complete each assignment in your Instructor's Guide. You may also want to keep a "portfolio" of some of your children's work for record-keeping purposes. This could be a file box or a binder for each one to save their work in. Don't forget to take pictures of assignments that are too large to save, such as science experiments, field trips, or art projects. Your children will enjoy showing their portfolios to their grandparents or other special people in their lives, and it makes a great keepsake for the future!



Teaching Moments and Hands-On Activities

- *Leading Little Ones to God*
 - Music for Lesson 9: <http://cyberhymnal.org/htm/o/l/olomihat.htm>
 - Activities for Lesson 10, see Lesson 214 at <http://children.ccm.com/NTTableOfContents.pdf>
 - Activities for Lesson 10: <http://biblestoryhour.blogspot.com/2009/05/unit-2-lesson-3-john-baptist.html>
 - Music for Lesson 10: <http://cyberhymnal.org/htm/p/r/praisegf.htm>
- Bible Reading
 - [No extra activities this week.]
- *Usborne Book of World History*
 - Simple loom craft, page 5
 - Interactive website about Mesopotamia - www.mesopotamia.co.uk
 - Ancient civilizations in the Near East - <http://carlos.emory.edu/ODYSSEY/NEAREAST/homepg.html>
 - PowerPoint presentations - <http://ancienthistory.pppst.com/mesopotamia.html>
- *Usborne Book of Houses and Homes*
 - Challenge your children to see how many different kinds of miniature homes they can build. They could use construction-type toys (Legos, Lincoln Logs, blocks) or "found" materials (empty milk cartons, paper towel tubes, twigs, shoe boxes). If you have room, line up all the houses for display for the next few weeks.
- *Charlotte's Web*
 - Enjoy a family movie night this week! When you finish *Charlotte's Web* get the movie to watch with your children. Talk about ways the movie is different than the book.
- *Favorite Poems of Childhood*
 - Tree activities - www.first-school.ws/activities/shapes/easyshapetrees.htm
- Mother Goose Rhymes
 - Rebus format - www.enchantedlearning.com/rhymes/Tommytittlemouse.shtml.

By now you are probably into a good schoolday routine. You don't need to have every minute scheduled, if that's not your personality. An easy way to make sure you cover everything you need to is to make a list of the things that need to be accomplished each day. Make the list in the order you would like to get things done and then move on to the next thing as you check each item off. Don't forget to put some breaks on your list!

Remember that you know your children better than anyone else, so you are most qualified to make decisions about their education! Take any

advice given with a grain of salt and weigh it against what you and your husband feel would be best for your family.



Teaching Moments and Hands-On Activities

- *Leading Little Ones to God*
 - Music for Lesson 11: <http://cyberhymnal.org/htm/h/o/holyholy.htm>
 - Activities for Lesson 12, see Lesson 187 at <http://children.ccm.com/OTTableOfContents.pdf>
 - Music for Lesson 12: <http://cyberhymnal.org/htm/p/t/pttltla.htm>
- Bible Reading
 - Lessons 171, 187, 079 at <http://children.ccm.com/OTTableOfContents.pdf>
- *From Akebu to Zapotec*
 - Activity pages and lesson plans: www.wycliffe.org/Resources/Kids/FreeCurriculum.aspx
- *Usborne Book of World History*
 - Make picture signs following the directions on page 11.
 - Coloring sheet about the Ancient Sumerians - <http://highland.hitcho.com.au/sumeriancitycolor.pdf>
- *Usborne Book of Houses and Homes*
 - Activities about homes and other dwellings - www.enchantedlearning.com/themes/homes.shtml
- *Homer Price*
 - If you have time for some extra reading, the sequel, *Centerburg Tales*, should be available at your public library.
- Mother Goose Rhymes
 - Rebus format and coloring sheet - <http://www.enchantedlearning.com/Catandfiddle.html>
 - More activities - www.dltk-teach.com/rhymes/heydiddle/index.htm.

Did you know Sonlight has a free Media Library at <http://www.sonlight.com/sonlight-media.html> with a wide variety of downloadable podcasts, videos, speeches and interviews on homeschooling topics?

Be sure to check it out for encouragement and inspiration throughout the year.



Teaching Moments and Hands-On Activities

- *Leading Little Ones to God*
 - Music for Lesson 13: <http://cyberhymnal.org/htm/o/g/t/ogtfaitg.htm>
 - Activities for Lesson 14, see Lesson 036 at: <http://children.cccm.com/OTTableOfContents.pdf>
 - Music for Lesson 14: <http://cyberhymnal.org/htm/c/t/ctak.htm>
- Bible Reading
 - Lessons 036, 045, 185 at <http://children.cccm.com/OTTableOfContents.pdf>
- *From Akebu to Zapotec*
 - Supplemental lesson: www.vernacularmedia.org/images/6/66/Akebu_People.pdf
- *Usborne Book of World History*
 - Egypt Fun Guide: www.seaworld.org/fun-zone/fun-guides/egypt/index.htm
 - Coloring pages: www.coloring.ws/egypt.htm
- *Little Pear*
 - If you have time for an extra Read-Aloud, you may enjoy the sequel, *Little Pear and His Friends*.
- *Favorite Poems of Childhood*
 - Rebus format and craft: www.enchantedlearning.com/rhymes/Threelittlekittens.shtml

Children thrive with a routine. Try to do school consistently every day, even if you don't feel like it, just to stay in the routine. It's okay to take an emergency day off now and then, and be sure to schedule days off for holidays and vacations, but help the children understand that "doing school" is their "job" and they have a responsibility to do it consistently.



Teaching Moments and Hands-On Activities

- *Leading Little Ones to God*
 - Activities for Lesson 15, see Lesson 001 at: <http://children.cccm.com/OTTableOfContents.pdf>
 - Music for Lesson 15: <http://cyberhymnal.org/htm/a/l/allthing.htm>
 - Activities for Lesson 16, see Lesson 002 at: <http://children.cccm.com/OTTableOfContents.pdf>
 - Music for Lesson 16: <http://cyberhymnal.org/htm/i/s/isingthe.htm>
 - Activities for Lesson 17: <http://biblestoryhour.blogspot.com/2009/09/unit-3-sing-psalm-of-joy-psalm-150.html>
 - Music for Lesson 17 hymn: <http://cyberhymnal.org/htm/t/i/tismyfw.htm>
- Bible Reading
 - Creation: <http://biblestoryhour.blogspot.com/2009/04/unit-1-lesson-1-creation-mini-unit.html>
 - Adam and Eve: <http://biblestoryhour.blogspot.com/2009/04/unit-1-lesson-1b-adam-and-eve.html>
- *From Akebu to Zapotec*
 - Supplemental lesson: www.vernacularmedia.org/images/a/aa/Brokpa_People.pdf
- *Usborne Time Traveler: Pharaohs and Pyramids*
 - Make some Egyptian Palace Bread. Preheat oven to 300 degrees. Cut crusts from 4 slices of white bread. Soak bread in 1 cup of honey for 30 minutes. Place in baking dish. Bake at 300 degrees for 25 minutes. Cool. May be served with cream to pour over bread. 2 servings.
 - Have an Egyptian feast. Try some of the Egyptian recipes in the *Sonlight Cooks* cookbook (item #LB05).
- *Missionary Stories with the Millers*
 - A good children's video is *The Jim Elliot Story* in the Torchlighters series from Vision Video.

Continued ...

Continued ...

- *Owls in the Family*
 - Saskatchewan kids' pages: www.sasktourism.com/about-saskatchewan/kids-corner
 - Owl activities: www.enchantedlearning.com/themes/owls.shtml
- *Favorite Poems of Childhood*
 - Crafts and activities: www.enchantedlearning.com/crafts/mothersday
- Mother Goose Rhymes
 - Rebus format: www.enchantedlearning.com/rhymes/ifalltheseas.shtml.

Week 9 marks the end of the first quarter of the school year! You are doing great! Take a few minutes to look back over the past weeks and observe the progress your children have made. Send a "report card" to the grandparents so they can brag on the children!

If you have questions about using Sonlight Curriculum, or challenges with homeschooling in general, feel free to contact your Sonlight Curriculum Consultant. If you attended a homeschool convention and got your catalog


there, your consultant's name and contact information will be on the back of your catalog. If you don't have a consultant or don't know who yours is, you may contact a Sonlight advisor at www.sonlight.com/SCA.html.



Teaching Moments and Hands-On Activities

- *Leading Little Ones to God*
 - Activities for Lesson 18, see Lesson 035 at: <http://children.cccm.com/OTTableOfContents.pdf>
 - Music for Lesson 18: <http://ce.fhl.net/luthmidi/TLH-521.MID>
 - Activities for Lesson 19, see Lesson 003 at: <http://children.cccm.com/OTTableOfContents.pdf>
 - Music for Lesson 19: <http://www.eadcentral.com/go/1/1/0/http://www.lutheran-hymnal.com/lbw/lbw04.htm>
 - Activities for Lesson 20, see Lesson 004 at: <http://children.cccm.com/OTTableOfContents.pdf>
 - Music for Lesson 20: <http://www.eadcentral.com/go/1/1/0/http://www.lutheran-hymnal.com/lbw/lbw04.htm>
- Bible Reading
 - Lesson 321 at <http://children.cccm.com/NTTableOfContents.pdf>
- *From Akebu to Zapotec*
 - Supplemental lesson: www.vernacularmedia.org/images/c/c3/Chut_People.pdf
- *Usborne Time Traveler: Pharaohs and Pyramids*
 - Ancient Egypt for Kids: www.touregypt.net/kids/index.htm
 - Egypt Fun Guide: www.seaworld.org/fun-zone/fun-guides/egypt/index.htm
 - Ancient Egypt for Kids: www.activityvillage.co.uk/ancient_egypt.htm
 - Egypt activities: <http://carlos.emory.edu/ODYSSEY/EGYPT/homepg.html>
 - Ancient Egypt PowerPoint presentations: <http://egypt.mrdonn.org/powerpoints.html>
 - Glue or tape several pieces of paper together and roll them up on sticks to make a scroll. Write on your scroll using Egyptian hieroglyphics.
- Mother Goose Rhymes
 - Rebus format: www.enchantedlearning.com/rhymes/Jacksprat.shtml
 - Music: www.kiddles.com/lyrics/j021.html.

We all have strengths and weaknesses. Be careful to not compare your weaknesses to someone else's strengths. There is no such thing as a "perfect homeschool." You know that even the most organized mom has days when she doesn't have it "all together." Choose to do what is most important to you and do your best at it. If you aren't yet involved in your local homeschool support group, you may want to find out when they meet and what they offer. Participating in group activities allows both you and your children to make new friends. Often a homeschool group can offer a field trip or other activities that would not be available to just a single family.



Teaching Moments and Hands-On Activities

- *Leading Little Ones to God*
 - Activities for Lesson 21, see Lesson 356 at: <http://children.cccm.com/NTTableOfContents.pdf>
 - Music for Lesson 21: <http://cyberhymnal.org/htm/j/e/jesuslme.htm>
 - Activities for Lesson 22, see Lesson 043 at: <http://children.cccm.com/OTTableOfContents.pdf>
 - Activities for Lesson 22: <http://biblestoryhour.blogspot.com/2009/05/unit-1-lesson-8-israel-in-desert-10.html>
 - Music for Lesson 22: <http://cyberhymnal.org/htm/m/o/mostperf.htm>
 - Activities for Lesson 23, see Lesson 098 at: <http://children.cccm.com/OTTableOfContents.pdf>
 - Music for Lesson 23: <http://www.cyberhymnal.org/htm/l/a/lawofgod.htm>
- Bible Reading
 - The Ten Commandments: <http://biblestoryhour.blogspot.com/2009/05/unit-1-lesson-8-israel-in-desert-10.html>
 - Elijah: <http://biblestoryhour.blogspot.com/2009/05/unit-1-lesson-16-elijah.html>
- *From Akebu to Zapotec*
 - Supplemental lesson: www.vernacularmedia.org/images/b/b1/Dongxiang_People.pdf
- *Usborne Book of Houses and Homes*
 - Make an Eskimo game following the directions on page 21 of your *Houses and Homes* book.
- *Henry Huggins*
 - Information and activities: www.beverlycleary.com
- Mother Goose Rhymes
 - Rebus format and printables: www.enchantedlearning.com/Humptyrhyme.html
 - Audio version: www.childclassics.com/mothergoose.html
 - More activities: www.dltk-teach.com/rhymes/humpty/index.htm.

When your days get chaotic remember that your children are still young. You have plenty of time to teach your children what they need to know. You don't need to teach everything in a day. Teach them a little today and build on that tomorrow. Most of what you cover this year in school will be revisited more in-depth later, so it's not necessary for your children to master every concept the first time through. Be patient and let learning happen naturally!



Teaching Moments and Hands-On Activities

- *Leading Little Ones to God*
 - Activities for Lesson 24, see Lesson 116 at: <http://children.cccm.com/OTTableOfContents.pdf>
 - Music for Lesson 24: <http://cyberhymnal.org/htm/o/t/otlordwg.htm>
 - Music for Lesson 25: <http://cyberhymnal.org/htm/l/w/lwantbac.htm>
 - Activities for Lesson 26, see Lesson 008 at: <http://children.cccm.com/OTTableOfContents.pdf>
 - Activities for Lesson 26: <http://biblestoryhour.blogspot.com/2009/04/unit-1-lesson-2-noah.html>
 - Music for Lesson 26: <http://cyberhymnal.org/htm/t/h/e/therwide.htm>
- Bible Reading
 - [No extra activities this week.]
- *From Akebu to Zapotec*
 - Supplemental lesson: www.vernacularmedia.org/images/8/89/Elkei_People.pdf
- *Tut's Mummy Lost ... and Found*
 - Photos: www.kingtut.org
 - Activities: www.kingtutone.com/kids
 - Build a pyramid with Legos or sugar cubes. Find or make a tiny figurine to wrap in strips of tissue paper and "entomb" in the center of your pyramid.

Continued ...

Continued ...

- **Mummify an Apple:**

1/2 cup baking soda

1/2 cup all-fabric dry powdered bleach whose main ingredient is sodium carbonate

1/4 cup salt

a spoon

1/4 of an apple

Mix the baking soda, bleach, and salt together in the bowl, stirring well. Bury the apple piece in the mixture, making sure it's completely covered. To completely mummify the apple will take about a week, but check the apple after two days. Check again after four days.


• Mother Goose Rhymes

- Rebus format and printables: www.enchantedlearning.com/rhymes/Littlemiss.shtml

- Audio version: www.childclassics.com/mothergoose.html.

- More activities: www.dltk-teach.com/rhymes/missmuffet/index.htm.

You're already a third of the way through Core B! How are things going? Do you need to make any modifications? Remember to use your Instructor's Guide as a guide ... Feel free to leave things out or add things in. It's your homeschool and you know your students better than anyone else does!



Teaching Moments and Hands-On Activities

- Leading Little Ones to God
 - Music for Lesson 28 hymn: <http://cyberhymnal.org/htm/s/l/slaslus.htm>
- Bible Reading
 - Lessons 208 and 311 at <http://children.cccm.com/NTTableOfContents.pdf>
 - Lessons 148 and 032 at <http://children.cccm.com/OTTableOfContents.pdf>
 - Psalm 23: http://biblestoryhour.blogspot.com/2009/09/unit-3-sing-psalm-of-joy-psalm-8_09.html
 - Jesus is Born: <http://biblestoryhour.blogspot.com/2009/05/unit-2-lesson-1-jesus-is-born.html>
 - Joseph: <http://biblestoryhour.blogspot.com/2009/04/unit-1-lesson-6-joseph.html>
- *From Akebu to Zapotec*
 - Supplemental lesson: www.vernacularmedia.org/images/5/5b/Fania_People.pdf
- *Usborne Book of World History*
 - Photos of ancient Crete: www.greeklandscapes.com/greece/crete/ancient-crete.html
 - Crete and Greece PowerPoint presentations: <http://ancienthistory.pppst.com/greece/earlyhistory.html>
 - Indus Valley PowerPoint presentations: <http://india.pppst.com/history.html>
 - Make a fresco, page 24
- *Favorite Poems of Childhood*
 - For printable coloring pages just do an online search for "elf coloring pages." There are lots available at different websites. Please see our notes about Using the Internet in Section One of your Core B Instructor's Guide before you search.
- Mother Goose Rhymes
 - Rebus format: www.enchantedlearning.com/rhymes/Diddle.shtml
 - Music: www.kididdles.com/lyrics/d047.html

Don't forget to add in your Electives from time to time! Sonlight has deliberately not scheduled these materials to allow you the flexibility to fit them in at your convenience. You might want to keep the art books out on the coffee table for the children to browse through whenever they like. Listen to classical music CDs at bedtime or in the car.



Teaching Moments and Hands-On Activities

- Leading Little Ones to God
 - Music for Lesson 30 hymn: <http://cyberhymnal.org/htm/a/l/allprais.htm>
 - Music for Lesson 31 hymn: <http://cyberhymnal.org/htm/p/r/prahimal.htm>
- Bible Reading
 - Lessons 189, 157-158 at <http://children.cccm.com/OTTableOfContents.pdf>
 - Daniel: <http://biblestoryhour.blogspot.com/2009/05/unit-1-lesson-17-daniel.html>
 - Psalm 100: <http://biblestoryhour.blogspot.com/2009/09/unit-3-sing-psalm-of-joy-psalm-100.html>
 - Lesson 246 at <http://children.cccm.com/NTTableOfContents.pdf>
- *From Akebu to Zapotec*
 - Supplemental lesson: www.vernacularmedia.org/images/b/b4/Gusilay_People.pdf
- *Usborne Book of World History*
 - Make a stamp seal, page 29
 - Go to the library and see how many different versions of the flood story you can find in the children's department. Probably most of them will be about "Noah's Ark" but it will be interesting to compare the various versions with the Biblical account.
 - Hammurabi's Code: www.phillipmartin.info/hammurabi/hammurabi_codeindex.htm
- *The Year of Miss Agnes*
 - Paper dolls: www.ankn.uaf.edu/curriculum/Athabasca/Fairbanks_School_District/ANE_Program/lesson1.html
- *Favorite Poems of Childhood*
 - If you would like some printable coloring pages just do an online search for "fairy coloring pages." There are many available at different websites.

Include Physical Education in your daily routine. The kids love this and it can help run off excess energy in the middle of your school day. It doesn't have to be elaborate or organized. Put on some music and have everyone get up and wiggle! Lead the children in some jumping jacks or toe-touches. Or just send the kids outside to run around for a few minutes. A helpful book is *Homeschool Family Fitness*, item #PE03 from Sonlight.



Teaching Moments and Hands-On Activities

- Leading Little Ones to God
 - Music for Lessons 32 and 33 hymn: <http://cyberhymnal.org/htm/o/n/onceirdc.htm>
- Bible Reading
 - Lessons 218, 215, and 333 at <http://children.cccm.com/NTTableOfContents.pdf>
- *From Akebu to Zapotec*
 - Supplemental lesson: www.vernacularmedia.org/images/6/68/Hrusso_People.pdf
- *Usborne Book of World History*
 - Make a water clock, page 39
 - Egypt printables: www.kingtutone.com/kids/
 - Egypt activities www.touregypt.net/kids/activities.htm
 - Egypt coloring pages: www.activityvillage.co.uk/ancient_egypt_coloring_pages.htm
- *Mrs. Piggle Wiggle*
 - You may be interested in reading other books in the series: *Mrs. Piggle Wiggle's Magic*; *Hello, Mrs. Piggle Wiggle*; and *Mrs. Piggle Wiggle's Farm*. There is also a movie based on the book, made in 1994, that may be available at your library or video rental store.

Try to be up and dressed before the children get up. This gives you a few minutes of quiet time to get in gear for the day. Ask the Lord to help you with the challenges of the day and pray specifically for each one of your children.

Remember, you don't have to be an expert on a particular subject to be able to teach it. You can learn it right alongside your children. This will not only strengthen your relationship with them, it will also set an example that learning is fun!



Teaching Moments and Hands-On Activities

- *Leading Little Ones to God*
 - Activities for Lesson 34, see Lesson 222 at: <http://children.cccm.com/NTableOfContents.pdf>
 - Activities for Lesson 34: <http://biblestoryhour.blogspot.com/2009/05/unit-2-lesson-7-jesus-teacher-sermon-on.html>
 - Music for Lesson 34 (to the tune of "Hail, Thou Once Despised"): <http://cyberhymnal.org/h/h/o/honcedes.htm>
 - Activities for Lesson 35, see lesson 233 at: <http://children.cccm.com/NTableOfContents.pdf>
 - Activities for Lesson 35: <http://biblestoryhour.blogspot.com/2009/05/unit-2-lesson-8-jesus-and-storms.html>
 - Music for Lesson 35: <http://cyberhymnal.org/h/j/s/jspilotm.htm>
- Bible Reading
 - Lesson 270 at <http://children.cccm.com/NTableOfContents.pdf>
 - Lesson 139 at <http://children.cccm.com/OTTableOfContents.pdf>
- *From Akebu to Zapotec*
 - Supplemental lesson: www.vernacularmedia.org/images/8/83/lca_People.pdf
- *A Child's History of the World*
 - Ten Commandments poster: www.kidssundayschool.com/Main/Resources/Posters/posters.php
 - Ten Commandments song: <http://gardenofpraise.com/tencom.htm>
- *Greek Myths*
 - Crafts and activities: www.dltk-kids.com/world/greece/index.htm
- *Favorite Poems of Childhood*
 - Oceans and seas theme unit: www.enchantedlearning.com/themes/ocean.shtml
 - Ducks theme unit: www.enchantedlearning.com/themes/duck.shtml
- Mother Goose Rhymes
 - Rebus format: www.enchantedlearning.com/rhymes/Threeblindmice.shtml
 - Music www.kididdles.com/lyrics/t010.html.

Have you planned in a mid-year break? If you are following a traditional school year schedule, it may be about time for the Christmas holidays. Many homeschool families find that it works well to do a lighter version of school throughout the month of December, and some take the entire month off to focus on family activities and ministry opportunities.



Teaching Moments and Hands-On Activities

- *Leading Little Ones to God*
 - Activities for Lesson 36, see Lesson 236 at: <http://children.ccm.com/NTTableOfContents.pdf>
 - Activities for Lesson 36: <http://biblestoryhour.blogspot.com/2009/05/unit-2-lesson-6-jesus-healer.html>
 - Music for Lesson 36: <http://cyberhymnal.org/hymn/a/h/ahtpojn.htm>
 - Activities for Lesson 37, see Lesson 220 at: <http://children.ccm.com/NTTableOfContents.pdf>
 - Music for Lesson 37: www.billysloan.co.uk/songs/by_cool_siloams_shady_rill.MID
- Bible Reading
 - Lesson 231 at <http://children.ccm.com/NTTableOfContents.pdf>
- *Usborne Book of World History*
 - Photo of Lion Gate at Mycenae: www.stoa.org/gallery/awmcmycenae/lionsGate
- *A Child's History of the World*
 - Coloring pages of the Greek gods: www.coloring.ws/greek.htm
- *Understood Betsy*
 - Make butter: <http://ramblinroadstoeverwhere.blogspot.com/2009/11/making-butter-tutorial.html>
- Mother Goose Rhyme
 - Rebus format: www.enchantedlearning.com/rhymes/Rain.shtml
 - Music: www.kididdles.com/lyrics/r003.html

One of the benefits of the Sonlighters Club that you get when you purchase a Core package is free membership to the Sonlight Forums (<https://forums.sonlight.com/>). The Forums offer teaching tips and encouragement for every aspect of homeschooling and using Sonlight Curriculum, as well as a fellowship community of other home-schooling parents. If you haven't yet taken


advantage of your free Club membership, register today and get acquainted with other families who are studying Sonlight's Intro to World History program.



Teaching Moments and Hands-On Activities

- *Leading Little Ones to God*
 - Activities for Lesson 38, see Lesson 281 at: <http://children.cccm.com/NTTableOfContents.pdf>
 - Music for Lesson 38: <http://cyberhymnal.org/htm/f/a/f/faljesus.htm#alt>
 - Activities for Lesson 39, see Lesson 239 at: <http://children.cccm.com/NTTableOfContents.pdf>
 - Music for Lesson 39: <http://cyberhymnal.org/htm/t/g/t/tgl2bher.htm>
- Bible Reading
 - Lesson 283 at <http://children.cccm.com/NTTableOfContents.pdf>
- *From Akebu to Zapotec*
 - Supplemental lesson: www.vernacularmedia.org/images/5/57/Jumjum_People.pdf
- *A Child's History of the World*
 - Ancient Hebrews activities: <http://ancienthistory.pppst.com/hebrews.html>
- *The Greek News*
 - Select "Ancient Greece" at www.schoolsliaison.org.uk/kids/preload.htm for some fun interactive activities.
 - Ancient Greece theme unit: www.activityvillage.co.uk/ancient_greece_for_kids.htm
- *Understood Betsy*
 - Audio of chapter scheduled on Day 3: www.vpr.net/camelshump/library/season_6_pages/understood_betsy.html
- *Favorite Poems of Childhood*
 - "Dutch Lullaby" in rebus format: www.enchantedlearning.com/rhymes/Wynken.shtml
- Mother Goose Rhymes
 - Rebus format: www.enchantedlearning.com/rhymes/clock.shtml.

Week 18! When you finish this week's schedule you will be half way through Core B! Take a look at your "Sonlight Shelf" and see all the great books you have already shared with your kids. Just for fun, ask them what their favorites have been.




Teaching Moments and Hands-On Activities

- *Leading Little Ones to God*
 - Activities for Lesson 40, see Lesson 277 at: <http://children.cccm.com/NTTableOfContents.pdf>
 - Activities for Lesson 40: <http://biblestoryhour.blogspot.com/2009/05/unit-2-lesson-15-jesus-dies-for-our.html>
 - Music for Lesson 40: <http://cyberhymnal.org/htm/w/h/a/whatwond.htm>
 - Activities for Lesson 41: <http://biblestoryhour.blogspot.com/2009/05/unit-2-lesson-16-christ-has-risen.html>
 - Activities for Lesson 41, see Lesson 278 at: <http://children.cccm.com/NTTableOfContents.pdf>
 - Music for Lesson 41: <http://cyberhymnal.org/htm/c/t/ctrlisen.htm>
- Bible Reading
 - Lesson 322 at <http://children.cccm.com/NTTableOfContents.pdf>
- *From Akebu to Zapotec*
 - Supplemental lesson: www.vernacularmedia.org/images/e/e4/Kulango_People.pdf
- *A Child's History of the World*
 - PowerPoint presentations about the ancient Phoenicians: <http://ancienthistory.pppst.com/phoenicians.html>
 - The Phoenicians were known for their purple dye. Buy a package of purple dye and try tie-dying t-shirts.
 - Ancient Greek Olympics: <http://ancienthistory.mrdonn.org/GreekOlympics.html>
 - Olympics-themed activities: www.enchantedlearning.com/olympics
 - More Olympics-themed activities: www.activityvillage.co.uk/summer_olympics.htm
- *Favorite Poems of Childhood*
 - Coloring/fact sheet: www.enchantedlearning.com/subjects/mammals/pinniped/Walrusprintout.shtml
 - Notebooking page: www.abcteach.com/Themeunits/arctic/walrus.htm
- Mother Goose Rhymes
 - Rebus format and printable calendars: www.enchantedlearning.com/rhymes/30days.shtml

If any of your children have learning challenges, be sure to take advantages of the resources Sonlight offers to help with special needs. You may download a 4-part podcast on Homeschooling with Special Needs Children at www.sonlight.com/podcasts.html.

We also provide a "Special Needs - Learning Challenges" forum (on our Sonlight Forums at <https://forums.sonlight.com/>) where you can interact with other homeschoolers who have special needs children.



Teaching Moments and Hands-On Activities

- *Leading Little Ones to God*
 - Activities for Lesson 42, see Lesson 282 at: <http://children.cccm.com/NTTableOfContents.pdf>
 - Music for Lesson 42: <http://cyberhymnal.org/hym/i/k/iknowtha.htm>
 - Activities for Lesson 43, see Lesson 284 at: <http://children.cccm.com/NTTableOfContents.pdf>
 - Activities for Lesson 43: <http://biblestoryhour.blogspot.com/2009/05/unit-2-lesson-17-ascension.html>
 - Music for Lesson 43 (to the tune of "See, the Conqueror"): <http://cyberhymnal.org/hym/s/e/seetheco.htm>
- *From Akebu to Zapotec*
 - Lesson 280 at <http://children.cccm.com/NTTableOfContents.pdf>
- *Usborne Book of World History*
 - Pictures and information: www.mesopotamia.co.uk/menu.html
 - Make a model shaduf, page 53.
- *The Greek News*
 - Photos of Greece: www.greece4kids.com/index.html
- *Mountain Born*
 - Sheep crafts: www.daniellesplace.com/html/sheepcrafts.html
 - Visit a sheep farm if you know of one in your area, or go to the library for more books about sheep.
- *Favorite Poems of Childhood*
 - Moon activities: www.enchantedlearning.com/themes/moon.shtml
 - Color activities: www.enchantedlearning.com/themes/colors.shtml.

Keep a basket or plastic tub by the couch, or wherever you do most of your schoolwork, with your Instructor's Guide and the books you are currently reading. If your children like to color or practice their handwriting while you read to them, you might also keep supplies for those activities in your basket. This way when it's time to do school you don't have to gather up your materials!

The informality of teaching with literature allows for lots of flexibility. Besides relaxing on the couch, you might try snuggling on mom's bed, or enjoy some sunshine and fresh air out on the porch or on a blanket in the yard. If your school books are in a basket you can just take them wherever you decide to do school each day.



Teaching Moments and Hands-On Activities

- *Leading Little Ones to God*
 - Activities for Lesson 45, see Lesson 285 at: <http://children.cccm.com/NTTableOfContents.pdf>
 - Activities for Lesson 45: <http://biblestoryhour.blogspot.com/2009/05/unit-2-lesson-18-pentacost.html>
 - Music for Lesson 44: <http://cyberhymnal.org/hym/s/p/spidivat.htm>
 - Music for Lesson 45: <http://cornerstoneurc2.com/music/spiritofgoddwel.mp3>
 - Activities for Lesson 46, see Lesson 291 at: <http://children.cccm.com/NTTableOfContents.pdf>
 - Music for Lesson 46: <http://cyberhymnal.org/hym/t/m/tmlalib.htm>
- Bible Reading
 - [No extra activities this week.]
- *From Akebu to Zapotec*
 - Supplemental lesson: www.vernacularmedia.org/images/4/46/Melanau_People.pdf
- *A Child's History of the World*
 - Hanging Gardens: <http://library.thinkquest.org/J002388/babylon.html> and <http://7wonders.mrdonn.org/gardens.html>
- *Mountain Born*
 - Sheep activities: www.kiddyhouse.com/Farm/Sheep/sheep.html
 - If your children enjoyed *Mountain Born* and you have time for some extra reading, look for the sequel: *A Place for Peter*.
- *Favorite Poems of Childhood*
 - "The Owl and the Pussycat" activities: www.dltk-teach.com/rhymes/owl.htm
- Mother Goose Rhymes
 - Rebus format: www.enchantedlearning.com/rhymes/IfWishes.shtml


Discussion questions for the Read-Alouds are included in your Instructor's Guide for your convenience. Even if you choose not to use our suggested questions, take the time to discuss the stories with your children. Allow them to interrupt to ask questions or make comments on the story while you're reading. They will learn more if they are involved in the discussion.



Teaching Moments and Hands-On Activities

- *Leading Little Ones to God*
 - Activities for Lesson 47, see Lesson 301 at: <http://children.cccm.com/NTTableOfContents.pdf>
 - Music for Lesson 47: <http://cyberhymnal.org/htm/s/p/spreados.htm>
 - Activities for Lesson 48, see Lesson 250 at: <http://children.cccm.com/NTTableOfContents.pdf>
 - Activities for Lesson 48: <http://biblestoryhour.blogspot.com/2009/05/unit-2-lesson-12-two-sons.html>
 - Music for Lesson 48: <http://cyberhymnal.org/htm/t/o/todaytmc.htm>
 - Activities for Lesson 49, see Lesson 271 at: <http://children.cccm.com/NTTableOfContents.pdf>
 - Music for Lesson 49: <http://cyberhymnal.org/htm/j/s/jstilllo.htm>
- Bible Reading
 - Lesson 271 at <http://children.cccm.com/NTTableOfContents.pdf>
- *From Akebu to Zapotec*
 - Supplemental lesson: www.vernacularmedia.org/images/5/5f/Ngizim_People.pdf
- *Favorite Poems of Childhood*
 - Rebus format: www.enchantedlearning.com/rhymes/girlwithacurl.shtml

If your schedule seems to be getting into a rut try mixing things up a little. Write each subject or activity on an index card. Let your child draw a card to see what subject will be done first. When that subject is done, draw another card to see what will be done next, and so on throughout the day.



Teaching Moments and Hands-On Activities

- *Leading Little Ones to God*
 - Activities for Lesson 50, see Lessons 205 and 302 at: <http://children.cccm.com/NTTableOfContents.pdf>
 - Music for Lesson 50: <http://cyberhymnal.org/htm/m/y/myfluptt.htm>
 - Activities for Lesson 51, see Lesson 218 at: <http://children.cccm.com/NTTableOfContents.pdf>
 - Music for Lesson 51: <http://cyberhymnal.org/htm/g/e/gentleje.htm>
 - Activities for Lesson 52, see Lesson 272 at: <http://children.cccm.com/NTTableOfContents.pdf>
 - Music for Lesson 52: <http://cyberhymnal.org/htm/i/b/ibelongj.htm>
- Bible Reading
 - Lesson 350 at <http://children.cccm.com/NTTableOfContents.pdf>
- *The Great Wall of China*
 - 360-degree virtual tour of the Great Wall: www.thebeijingguide.com/great_wall_of_china/tower_inside.html
- Mother Goose Rhymes
 - Rebus format: www.enchantedlearning.com/rhymes/Banburycross.shtml

Don't forget to take lots of pictures of your children's projects and activities they are involved in. This is great for both recordkeeping purposes and your own family photo albums or scrapbooks.

You might even want to submit your best photos to be considered for the next Sonlight catalog! Visit www.sonlight.com/photos.html for more details.



Teaching Moments and Hands-On Activities

- *Leading Little Ones to God*
 - Activities for Lesson 53, see Lesson 259 at: <http://children.ccm.com/NTTableOfContents.pdf>
 - Music for Lesson 53: <http://cyberhymnal.org/htm/j/e/s/jesjesoj.htm>
 - Activities for Lesson 54, see Lessons 270 and 357 at: <http://children.ccm.com/NTTableOfContents.pdf>
 - Activities for Lesson 55, see Lesson 238 at: <http://children.ccm.com/NTTableOfContents.pdf>
 - Activities for Lesson 55: <http://biblestoryhour.blogspot.com/2011/05/unit-2-lesson-10-jesus-walks-on-water.html>
 - Music for Lesson 55: <http://cyberhymnal.org/htm/g/o/gourlife.htm>
- Bible Reading
 - [No extra activities this week.]
- *From Akebu to Zapotec*
 - Supplemental lesson: www.vernacularmedia.org/images/a/a4/Osing_People.pdf
- *Usborne Book of World History*
 - Coloring sheets of Chinese art: www.enchantedlearning.com/artists/china.shtml
 - Theme unit: www.enchantedlearning.com/themes/china.shtml and www.activityvillage.co.uk/china_for_kids.htm
 - Chinese wall-hanging, page 76

Try informal, open-ended questions with your children about the books you are reading, "What did you think of the story? What was your favorite part?" You may be surprised at what they come up with!


Another fun way to find out what they remember is to have them act out the story. Provide scarves, bed-sheets, belts, or other dress-up clothes for impromptu costuming. They will think it's a game, but it's a good way to reinforce what they are learning.



Teaching Moments and Hands-On Activities

- Leading Little Ones to God
 - Music for Lesson 56 hymn: <http://larry4you.com/mymidi/219.mid>
 - Music for Lesson 57 hymn: <http://cyberhymnal.org/htm/t/r/trstobey.htm>
 - Music for Lesson 58 hymn: <http://cyberhymnal.org/htm/c/o/comlabor.htm>
- Bible Reading
 - Lesson 314 at <http://children.cccm.com/NTTableOfContents.pdf>
- *From Akebu to Zapotec*
 - Supplemental lesson: www.vernacularmedia.org/images/e/ea/Phuan_People.pdf
- Mother Goose Rhymes
 - Rebus format: www.enchantedlearning.com/rhymes/Georgie.shtml
 - Music: www.kididdles.com/lyrics/g056.html

Remember to include “Life Skills” as part of your routine. There are many teaching opportunities every day. If you haven’t already, assign each child a specific chore to do each day. Once a child has mastered a particular skill, “promote” him up to the next thing. Appendix 2 of your Core B Instructor’s Guide has a checklist of Practical Life Skills for your convenience.



Teaching Moments and Hands-On Activities

- Leading Little Ones to God
 - Music for Lesson 59 hymn: <http://cyberhymnal.org/html/t/w/twosheds.htm>
 - Music for Lesson 60 hymn: <http://cyberhymnal.org/html/o/m/omlmwwt.htm>
- Bible Reading
 - [No extra activities this week.]
- *From Akebu to Zapotec*
 - Supplemental lesson: www.vernacularmedia.org/images/0/05/Quechua_People.pdf
- *The Child’s History of the World*
 - Xerxes is also known as Ahasuerus who is the king in the book of Esther in the Bible. You might enjoy reading or watching a video about the story of Esther this week.
 - Seven Wonders of the World: www.unmuseum.org/ztemp.htm
- *The Greek News*
 - Enjoy a Greek-style meal. Pita-bread pizzas with olive oil, feta cheese, mushrooms and/or onions (no tomatoes!), or artichokes are appropriate; so is lentil soup or barley soup. You could have a green salad with it, with lettuce, spinach, onions, and cucumbers, and oil and vinegar dressing; for dessert honey on bread, or yogurt with honey and walnuts, or baklava. (Idea from www.historyforkids.org.)
 - Quiz: www.funtrivia.com/trivia-quiz/ForChildren/Ancient-Greece-for-Kids-241062.html
- Mother Goose Rhymes
 - Rebus format: www.enchantedlearning.com/Nailrhyme.html

It's typical for the most challenging part of the school year to be right in the middle. Be sure to take some time for whatever gives you a boost. If you know other homeschooling parents, see if you can schedule a time to get together for coffee to encourage one another. Another source of encouragement is the Sonlight Forums at <https://forums.sonlight.com/> where you can interact with other Sonlighting parents.



Teaching Moments and Hands-On Activities

- Leading Little Ones to God
 - Music for Lesson 61 hymn: <http://cyberhymnal.org/htm/f/a/faleadme.htm>
- Bible Reading
 - Shadrach, Meshach, and Abednego: <http://biblestoryhour.blogspot.com/2009/05/unit-1-lesson-17-b-sadrach-meshach-and.html>
 - Lessons 285 and 296 at <http://children.ccm.com/NTTableOfContents.pdf>
- *From Akebu to Zapotec*
 - Supplemental lesson: www.vernacularmedia.org/images/6/68/Rajbanshi_People.pdf
- *Gooney Bird Green*
 - Enrichment activities: www.merrybee.info/ba/gooney.html
- *Favorite Poems of Childhood*
 - Rebus format at www.enchantedlearning.com/rhymes/Betty.shtml

You are three-quarters of the way through Core B. Just 9 more weeks to go! You are doing great ... and your kids have learned so much!

Take time for a “Mom’s Night Out” every now and then, for a quick pick-me-up. Have your husband stay home with the children and go out by yourself for a few hours. Visit your favorite bookstore and enjoy a cup of coffee, or spend some time relaxing at the public library. Browse the homeschool section for some fresh ideas and inspiration.



Teaching Moments and Hands-On Activities

- *Leading Little Ones to God*
 - Activities for Lesson 63, see Lesson 290 at: <http://children.cccm.com/NTTableOfContents.pdf>
 - Music for Lesson 63: <http://cyberhymnal.org/htm/f/a/faithoof.htm>
 - Activities for Lesson 64, see Lesson 310 at: <http://children.cccm.com/NTTableOfContents.pdf>
 - Music for Lesson 64: <http://cyberhymnal.org/htm/o/n/onceirdc.htm>
- Bible Reading
 - [No extra activities this week.]
- *From Akebu to Zapotec*
 - Supplemental lesson: www.vernacularmedia.org/images/2/21/Safwa_People.pdf
- *Usborne Book of World History*
 - Lighthouse at Alexandria: <http://7wonders.mrdonn.org/lighthouse.html>
 - Mongols: <http://mongols.mrdonn.org/dailylife.html>
 - Maya: <http://mayas.mrdonn.org/index.html>
 - Make a “catapult”, page 71
 - Make an applique of felt, page 79
 - Learn to play “Hip Ball” like the Mayans, page 81
- *George Muller*
 - Pictures of George Muller’s orphanage: www.about-bristol.co.uk/ash-01.asp
- *The Wheel on the School*
 - Folk tale, *Why the Stork Loves Holland*: www.compassrose.org/folklore/dutch/Why-the-Stork-Loves-Holland.html
 - Netherlands coloring pages: www.coloring.ws/netherlands.htm


Need more books? Some libraries offer an “educator’s card” which will allow you to check out more books and for longer check-out periods. Also, many bookstores offer educator discounts to homeschoolers. Typically you will just need to show some sort of proof that you are homeschooling. Often, they will take your word for it. Other forms of acceptable “proof” might include a membership card for your local homeschool support group, a business card you have made up for yourself with your homeschool’s name on it, or perhaps your Sonlight invoice showing that you have purchased homeschool curriculum.



Teaching Moments and Hands-On Activities

- *Leading Little Ones to God*
 - Activities for Lesson 65, see Lesson 356 at: <http://children.cccm.com/NTTableOfContents.pdf>
 - Music for Lesson 65: <http://cyberhymnal.org/htm/m/i/mightyfo.htm>
 - Music for Lesson 66: <http://cyberhymnal.org/htm/l/e/letuglad.htm>
- Bible Reading
 - [No extra activities this week.]
- *Usborne Book of World History*
 - Ancient Africa: <http://africa.mrdonn.org/index.html>
 - Aryans: <http://india.mrdonn.org/aryan.html>
 - Celts: <http://celts.mrdonn.org/index.html>

Provide materials and opportunities for your kids to learn on their own when the school day is over. Keep a cupboard or bin stocked with simple craft supplies, educational games and activities. Add new things occasionally, even “junk” that you would ordinarily throw away ... scrap paper, paper towel rolls, milk jug lids, empty containers, or anything that would encourage the children to explore the world around them on their own.



Teaching Moments and Hands-On Activities

- *Leading Little Ones to God*
 - Activities for Lesson 67, see Lessons 325 and 272 at: <http://children.ccm.com/NTTableOfContents.pdf>
 - Music for Lesson 67: <http://cyberhymnal.org/htm/g/s/gsdovdiv.htm>
 - Activities for Lesson 68, see Lesson 273 at: <http://children.ccm.com/NTTableOfContents.pdf>
 - Music for Lesson 68: <http://cyberhymnal.org/htm/l/s/lstsheep.htm>
- Bible Reading
 - [No extra activities this week.]
- *From Akebu to Zapotec*
 - Supplemental lesson: www.vernacularmedia.org/images/5/53/Temacine_People.pdf.
- *Mr. Popper's Penguins*
 - Penguin activities at www.enchantedlearning.com/themes/penguins.shtml
 - Visit www.hslaunch.com and type “penguins,” “Antarctic,” and “Captain Cook” in the Search Files field for more related printables.
 - Penguin pages: www.adelie.pwp.blueyonder.co.uk
 - Penguin unit: www.seaworld.org/just-for-teachers/guides/pdf/penguin-k-3.pdf
 - Antarctic Connection: www.antarcticconnection.com

If your family spends a lot of time in the car or in other “waiting” situations outside the home, keep some “school work” packed to take along. Each child could have a “to go” backpack or small plastic container with a spiral notebook, pencils, crayons, a book, a hand-held electronic educational “game” (such as Flashmaster, Sonlight item #RM25), and other small quiet activities for learning. These are great times to practice handwriting, reading, or math facts.



Teaching Moments and Hands-On Activities

- *Leading Little Ones to God*
 - Activities for Lesson 69, see Lesson 297 at: <http://children.ccm.com/NTTableOfContents.pdf>
 - Music for Lesson 69: <http://cyberhymnal.org/hymn/n/o/nowtheda.htm>
 - Activities for Lesson 70: <http://biblestoryhour.blogspot.com/2009/05/unit-2-lesson-7-b-jesus-teacher-prayer.html>
 - Music for Lesson 70: <http://www.hymnary.org/media/fetch/86556>
- Bible Reading
 - Lessons 337 and 335 at <http://children.ccm.com/NTTableOfContents.pdf>
- *From Akebu to Zapotec*
 - Supplemental lesson: www.vernacularmedia.org/images/3/35/Umeda_People.pdf
- *Usborne Time Traveler: Rome and Romans*
 - Dress up in a toga like the Romans. Can you drape a sheet to fit as shown on page 73?
 - Make a Roman scroll by gluing several sheets of paper together, end to end, and rolling them up on rods. You can “age” your paper by wetting it with coffee or tea and letting it dry. See page 75 for ideas.
- *Favorite Poems of Childhood*
 - “Twinkle, Twinkle Little Star” activities: www.dltk-teach.com/rhymes/twinkle/index.htm
 - Sing-along video of “Twinkle, Twinkle”: https://kididdles.s3.amazonaws.com/little_star.swf
 - Coloring fact sheet about tigers: www.enchantedlearning.com/subjects/mammals/tiger/Tigertocolor.shtml
- Mother Goose Rhymes
 - Rebus format: www.enchantedlearning.com/rhymes/Whatarelittlegirls.shtml

A schedule for your homeschool day is very important to help things run smoothly. However, there will be days when your schedule falls apart and you feel like you didn't accomplish everything you should have. Keep in mind that it is also important to be flexible. It's okay to get off-schedule occasionally. You may find yourself making schedule adjustments throughout the year. The most important thing is to find a routine that works for you and your children.



Teaching Moments and Hands-On Activities

- *Leading Little Ones to God*
 - Activities for Lesson 71, see Lessons 127-134 at: <http://children.ccm.com/OTTableOfContents.pdf>
 - Activities for Lesson 71, see Lesson 333 at: <http://children.ccm.com/NTTableOfContents.pdf>
 - Music for Lesson 71: <http://cyberhymnal.org/htm/a/t/atthenam.htm>
 - Activities for Lesson 72, see Lesson 092 at: <http://children.ccm.com/OTTableOfContents.pdf>
 - Music for Lesson 72: <http://cyberhymnal.org/htm/i/l/t/iltjsaw.htm>
- Bible Reading
 - [No extra activities this week.]
- *From Akebu to Zapotec*
 - Supplemental lesson: www.vernacularmedia.org/images/3/3d/Vadar_People.pdf
- *Usborne Time Traveler: Rome and Romans*
 - Activities: www.bbc.co.uk/schools/romans/activities/index.shtml
 - Activities: <http://rome.mrdonn.org/index.html>
- Mother Goose Rhymes
 - Rebus format: www.enchantedlearning.com/rhymes/Peterpiper.shtml

Take time each day to do something you enjoy ... gardening, reading, needlework, music, blogging or Facebook ... whatever recharges you. Enjoy a cup of tea or coffee as you read your Bible first thing each morning before the children get up. Keep in touch with friends ... write a quick note or send an email. This will refresh your mind and spirit to help you meet the day-to-day challenges of parenting and homeschooling!



Teaching Moments and Hands-On Activities

- *Leading Little Ones to God*
 - Activities for Lesson 73, see Lesson 124 at: <http://children.cccm.com/OTTableOfContents.pdf>
 - Music for Lesson 73 (to the tune of "When I Survey"): <http://cyberhymnal.org/htm/w/h/e/whenisur.htm>
 - Music for Lesson 74: <http://cyberhymnal.org/htm/w/a/f/wafwhij.htm>
 - Music for Lesson 75: <http://ce.fhl.net/luthmidi/TLH-521.MID>
- Bible Reading
 - Lessons 316 and 332 at <http://children.cccm.com/NTTableOfContents.pdf>
- *From Akebu to Zapotec*
 - Supplemental lesson: www.vernacularmedia.org/images/0/0a/Woleai_People.pdf
- *Usborne Book of World History*
 - Make a mosaic by following the directions on page 92 of your *Usborne Book of World History*.
- *Gooney Bird Greene*
 - If your children enjoyed this story and you have time for more read-alouds, check out the sequels: *Gooney Bird is So Absurd*, *Gooney Bird and the Room Mother*, and *Gooney the Fabulous*.
- Mother Goose Rhymes
 - Rebus format: www.enchantedlearning.com/Queenofarts.html

Only 4 more weeks to go until you complete this Core! It's okay if you haven't done everything. You may get to some of the skipped books or activities during your break, but if you don't, that's okay, too. With Sonlight's "real" books your children will no doubt come back to many of the stories you read this year, to re-read to themselves, for years to come.



Teaching Moments and Hands-On Activities

- *Leading Little Ones to God*
 - Activities for Lesson 76, see Lessons 222-223 at: <http://children.ccm.com/NTTableOfContents.pdf>
 - Activities for Lesson 76: <http://biblestoryhour.blogspot.com/2009/05/unit-2-lesson-7-b-jesus-teacher-prayer.html>
 - Music for Lesson 76 (to the tune of "At the Name of Jesus"): <http://cyberhymnal.org/htm/a/t/atthenam.htm>:
 - Music for Lesson 77: <http://cyberhymnal.org/htm/t/h/i/thisitdl.htm>
- Bible Reading
 - Lesson 286 at <http://children.ccm.com/NTTableOfContents.pdf>
- *From Akebu to Zapotec*
 - Supplemental lesson: www.vernacularmedia.org/images/e/e1/Xibe_People.pdf
- *A Child's History of the World*
 - Enjoy a Roman meal. You might begin with olives and deviled eggs, and then a lentil or barley soup, or cheese pizza (without any tomato sauce), with sausage or pepperoni, onions and garlic, on it. A green salad with radishes would also be appropriate. For dessert, walnuts or apples or melon (fresh or dried) would be pretty normal, or little cakes made with honey. (Idea from www.historyforkids.org.) *Sonlight Cooks* (item #LB05) also has several Roman recipes.
- *The Case of the Gasping Garbage*
 - Don't miss the hands-on activities to go along with the cases in the back of the book.
- *Favorite Poems of Childhood*
 - Music for "Thanksgiving Day" ("Over the River and Through the Wood"): www.kiddles.com/lyrics/o063.html
- Mother Goose Rhymes
 - Activities: www.enchantedlearning.com/rhymes/Peterpumpkin.shtml

Have you kept up with your timeline figures and *Sonlight's Book of Time* this year? If not, don't worry! Pick a day to put in all the figures you missed. Review the people and events as you help your children put the figures in their timeline book.



Teaching Moments and Hands-On Activities

- *Leading Little Ones to God*
 - Activities for Lesson 79, see Lesson 302 at: <http://children.cccm.com/NTTableOfContents.pdf>
 - Music for Lesson 79: <http://cyberhymnal.org/html/b/i/t/bitnmhly.htm>
 - Activities for Lesson 80, see Lesson 269 at: <http://children.cccm.com/NTTableOfContents.pdf>
 - Music for Lesson 80 hymn: <http://www.oremus.org/hymnal/o/o108b.html>
 - Music for Lesson 81 hymn: <http://cyberhymnal.org/html/g/i/giworkhp.htm>
- Bible Reading
 - Lesson 312 at <http://children.cccm.com/NTTableOfContents.pdf>
- *A Child's History of the World*
 - Virtual tour of Pompeii: www.thecolefamily.com/italy/pompeii/
 - Activities about Pompeii: <http://rome.mrdonn.org/pompeii.html>
 - Make a volcano model in your kitchen: www.volcanolive.com/model.html
 - Do a search for "Caesar" at www.hslaunch.com for printable notebooking pages for Julius Caesar and Augustus Caesar.
 - Roman-themed coloring sheets, including pictures of the Pantheon and Colosseum: www.colormegood.com/countriesandcultures/europe/rome.html
 - *The Storykeepers* video series would fit in well with the history studies this week. The animated series tells the story of an early Christian family who lived during the time of the Neronian persecutions. Stories and parables of Jesus are woven throughout the series. These DVDs are readily available at Christian bookstores, but you may also be able to find them at your library or video rental store.
- *The Case of the Gasping Garbage*
 - Don't miss the hands-on activities to go along with the cases in the back of the book.
- Mother Goose Rhymes
 - Rebus format: www.enchantedlearning.com/rhymes/Peterpumpkin.shtml

Are you starting to plan for next year yet? If you need help choosing your curriculum don't forget the helpful Sonlight users on the Forums at <https://forums.sonlight.com/>, or contact a Sonlight Curriculum Advisor via live chat at www.sonlight.com/sca. You may also want to plan to attend a homeschool convention in your area. Check out www.sonlight.com/conventions.html for a list of upcoming conventions.



Teaching Moments and Hands-On Activities

- *Leading Little Ones to God*
 - Activities for Lesson 82, see Lesson 355 at: <http://children.cccm.com/NTTableOfContents.pdf>
 - Music for Lesson 82: <http://cyberhymnal.org/html/l/m/lmysheph.htm>
 - Activities for Lesson 83, see Lesson 284 at: <http://children.cccm.com/NTTableOfContents.pdf>
 - Activities for Lesson 83: <http://biblestoryhour.blogspot.com/2009/05/unit-2-lesson-17-ascension.html>
 - Music for Lesson 83: <http://cyberhymnal.org/html/l/h/lhecomes.htm>
 - Activities for Lesson 84, see Lesson 336 at: <http://children.cccm.com/NTTableOfContents.pdf>
 - Music for Lesson 84 (to the tune of "At the Name of Jesus"): <http://cyberhymnal.org/html/a/t/atthenam.htm>
- Bible Reading
 - Lesson 175 at <http://children.cccm.com/OTTableOfContents.pdf>
 - Psalm 8: <http://biblestoryhour.blogspot.com/2009/09/unit-3-sing-psalm-of-joy-psalm-8.html>
- *From Akebu to Zapotec*
 - Supplemental lesson: www.vernacularmedia.org/images/b/b0/Yinbaw_People.pdf
- *The Case of the Gasping Garbage*
 - Don't miss the hands-on activities to go along with the cases in the back of the book.
- Mother Goose Rhymes
 - Rebus format: www.enchantedlearning.com/rhymes/Birdsofafaether.shtml

Congratulations on finishing the course! Great job! Celebrate the end of the school year with a special family outing ... a picnic, a camping trip, a favorite restaurant ... or go for ice cream!

Don't forget to fill out and present your child with the completion certificate located after the Week 36 schedule page in your Core B Instructor's Guide. You might even want to copy it onto brightly colored paper and add some award stickers to make it more fun.

Pack the books away and enjoy a well-deserved break! See you next year!



Teaching Moments and Hands-On Activities

- *Leading Little Ones to God*
 - Activities for Lesson 85, see Lesson 321 at: <http://children.cccm.com/NTableOfContents.pdf>
 - Music for Lesson 85: <http://cyberhymnal.org/html/f/a/fallthes.htm>
 - Activities for Lesson 86, see Lesson 376 at: <http://children.cccm.com/NTableOfContents.pdf>
 - Activities for Lesson 86: <http://biblestoryhour.blogspot.com/2009/05/unit-2-lesson-20-john-and-revelations.html>
 - Music for Lesson 86: <http://cyberhymnal.org/html/p/r/praisegf.htm>
- Bible Reading
 - Lesson 379 at <http://children.cccm.com/NTableOfContents.pdf>
- *From Akebu to Zapotec*
 - Supplemental lesson: www.vernacularmedia.org/images/7/7e/Zapotec_people.pdf
- *Detectives in Togas*
 - If your family enjoyed this book you might be interested to know that the sequel, *Mystery of the Roman Ransom*, is scheduled in Sonlight's Core G program. (You can decide if you would like to read it now and re-read it later, or "save" it to read when you get to that level.)
- *The Case of the Gaspig Garbage*
 - Don't miss the hands-on activities to go along with the cases in the back of the book.